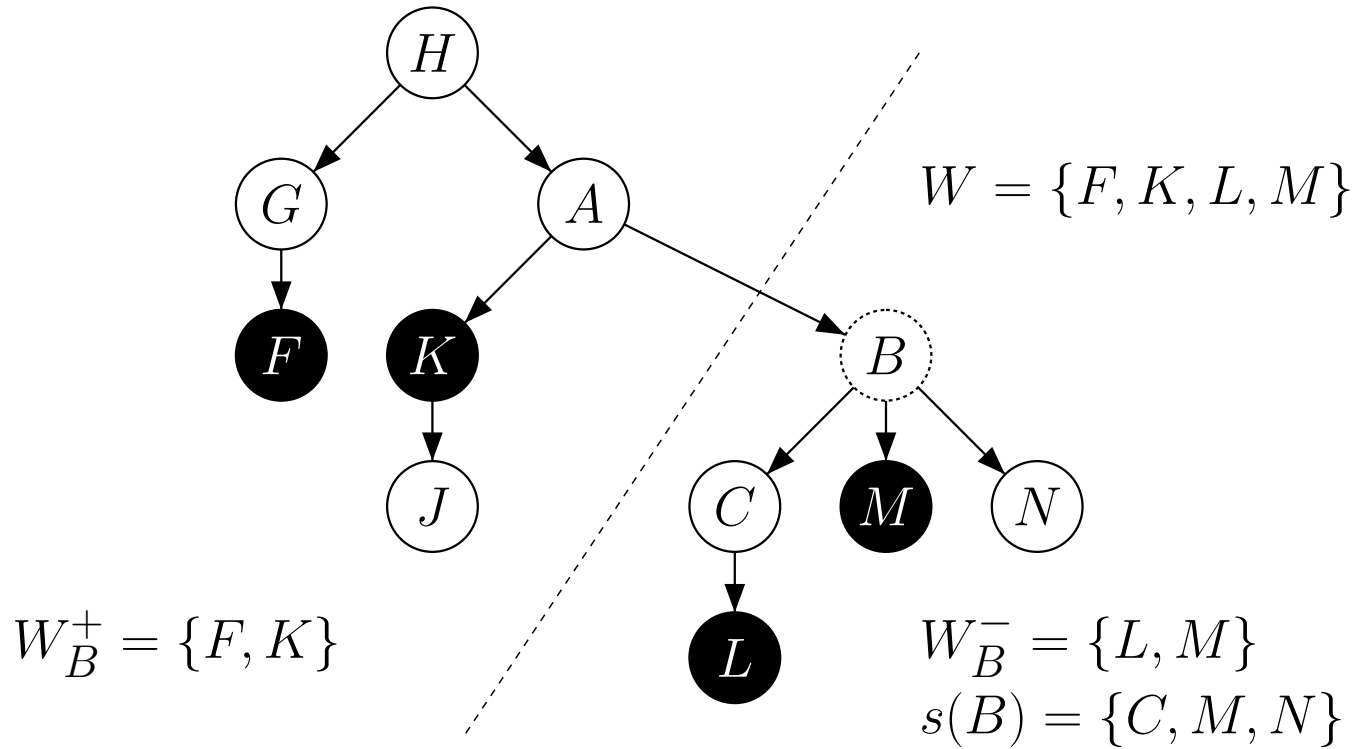


Propagation in Belief Networks

Objective

- **Given:** Belief network (V, E, P) with tree structure and $P(V) > 0$.
Set $W \subseteq V$ of instantiated variables where
a priori knowledge $W \neq \emptyset$ is allowed
- **Desired:** $P(B \mid W)$ for all $B \in V$
- **Notation:**
 - W_B^- subset of those variables of W that belong
to the subtree of (V, E) that has root B
 - $W_B^+ = W \setminus W_B^-$
 - $s(B)$ set of direct successors of B
 - Ω_B domain of B
 - b^* value that B is instantiated with

Example



Decomposition in the Tree

$$\begin{aligned}P(B = b \mid W) &= P(b \mid W_B^- \cup W_B^+) \quad \text{with } B \notin W \\&= \frac{P(W_B^- \cup W_B^+ \cup \{b\})}{P(W_B^- \cup W_B^+)} \\&= \frac{P(W_B^- \cup W_B^+ \mid b)P(b)}{P(W_B^- \cup W_B^+)} \\&= \frac{P(W_B^- \mid b)P(W_B^+ \mid b)P(b)}{P(W_B^- \cup W_B^+)} \\&= \beta_{B,W} \quad \underbrace{P(W_B^- \mid b)}_{\text{Evidence from "below"}} \quad \underbrace{P(b \mid W_B^+)}_{\text{Evidence from "above"}}$$

π - and λ -Values

Since we ignore the constant $\beta_{B,W}$ for the derivations below, the following designations are used instead of $P(\cdot)$:

π -values and λ -values

Let $B \in V$ be a variable and $b \in \Omega_B$ a value of its domain. We define the π - and λ -values as follows:

$$\lambda(b) = \begin{cases} P(W_B^- | b) & \text{if } B \notin W \\ 1 & \text{if } B \in W \wedge b^* = b \\ 0 & \text{if } B \in W \wedge b^* \neq b \end{cases}$$

$$\pi(b) = P(b | W_B^+)$$

π - and λ -Values

$$\lambda(b) = \prod_{C \in s(B)} P(W_C^- | b) \quad \text{if } B \in W$$

$$\lambda(b) = 1 \quad \text{if } B \text{ leaf in } (V, E)$$

$$\pi(b) = P(b) \quad \text{if } B \text{ root in } (V, E)$$

$$P(b | W) = \alpha_{B,W} \cdot \lambda(b) \cdot \pi(b)$$

λ -message

Let $B \in V$ be an attribute and $C \in s(B)$ its direct children with the respective domains $\text{dom}(B) = \{B_1, \dots, b_i, \dots, b_k\}$ and $\text{dom}(C) = \{c_1, \dots, c_j, \dots, c_m\}$.

$$\lambda_{C \rightarrow B}(b_i) \stackrel{\text{Def}}{=} \sum_{j=1}^m P(c_j | b_i) \cdot \lambda(c_j), \quad i = 1, \dots, k$$

The vector

$$\vec{\lambda}_{C \rightarrow B} \stackrel{\text{Def}}{=} \left(\lambda_{C \rightarrow B}(b_i) \right)_{i=1}^k$$

is called λ -message from C to B .

λ -Message

Let $B \in V$ an attribute and $b \in \text{dom}(B)$ a value of its domain.

Then

$$\lambda(b) = \begin{cases} \rho_{B,W} \cdot \prod_{C \in s(B)} \lambda_C(b) & \text{if } B \notin W \\ 1 & \text{if } B \in W \wedge b = b^* \\ 0 & \text{if } B \in W \wedge b \neq b^* \end{cases}$$

with $\rho_{B,W}$ being a positive constant.

π -message

Let $B \in V$ be a non-root node in (V, E) and $A \in V$ its parent with domain $\text{dom}(A) = \{a_1, \dots, a_j, \dots, a_m\}$.

$j = 1, \dots, m :$

$$\pi_{A \rightarrow B}(a_j) \stackrel{\text{Def}}{=} \begin{cases} \pi(a_j) \cdot \prod_{C \in s(A) \setminus \{B\}} \lambda_C(a_j) & \text{if } A \notin W \\ 1 & \text{if } A \in W \wedge a = a^* \\ 0 & \text{if } A \in W \wedge a \neq a^* \end{cases}$$

The vector

$$\vec{\pi}_{A \rightarrow B} \stackrel{\text{Def}}{=} \left(\pi_{A \rightarrow B}(a_j) \right)_{j=1}^m$$

is called π -message from A to B .

π -Message

Let $B \in V$ be a non-root node in (V, E) and A the parent node of B . Further let $b \in \text{dom}(B)$ be a value of B 's domain.

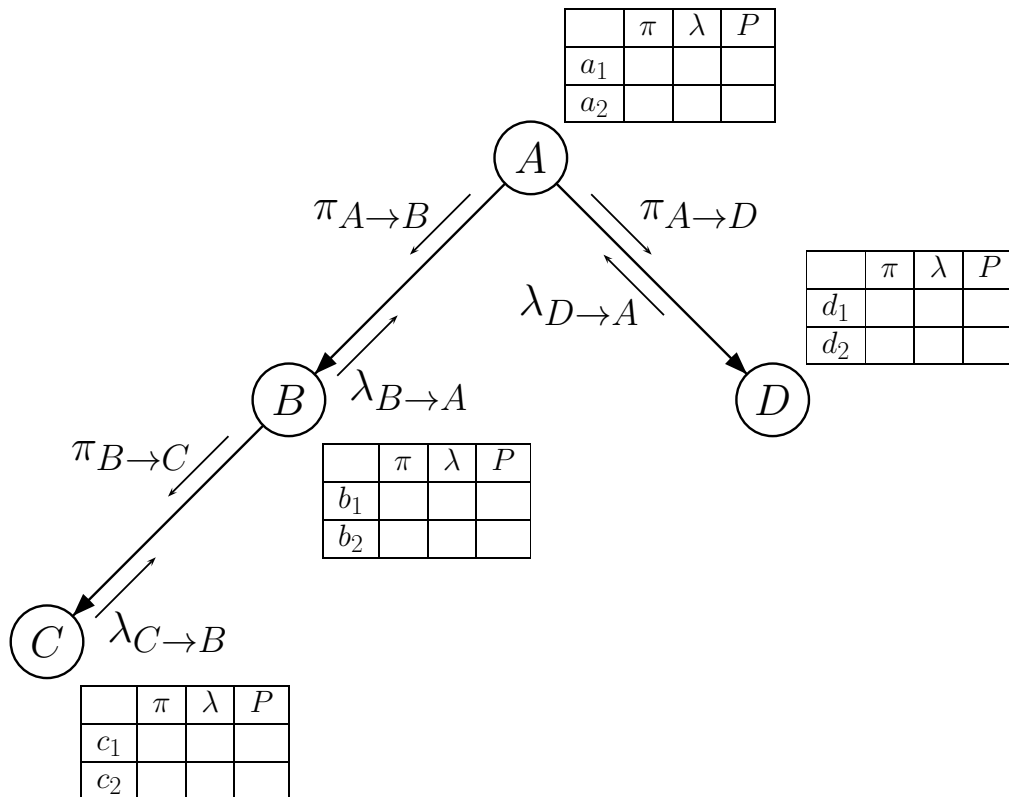
$$\pi(b) = \mu_{B,W} \cdot \sum_{a \in \text{dom}(A)} P(b \mid a) \cdot \pi_{A \rightarrow B}(a)$$

Let $A \notin W$ a non-instantiated attribute and $P(V) > 0$.

$$\begin{aligned} \pi_{A \rightarrow B}(a_j) &= \pi(a_j) \cdot \prod_{C \in s(A) \setminus \{B\}} \lambda_{C \rightarrow A}(a_j) \\ &= \tau_{B,W} \cdot \frac{P(a_j \mid W)}{\lambda_{B \rightarrow A}(a_j)} \end{aligned}$$

Propagation in Belief Trees

Belief Tree:



Parameters:

$$P(a_1) = 0.1 \quad P(b_1 | a_1) = 0.7$$

$$P(b_1 | a_2) = 0.2$$

$$P(d_1 | a_1) = 0.8 \quad P(c_1 | b_1) = 0.4$$

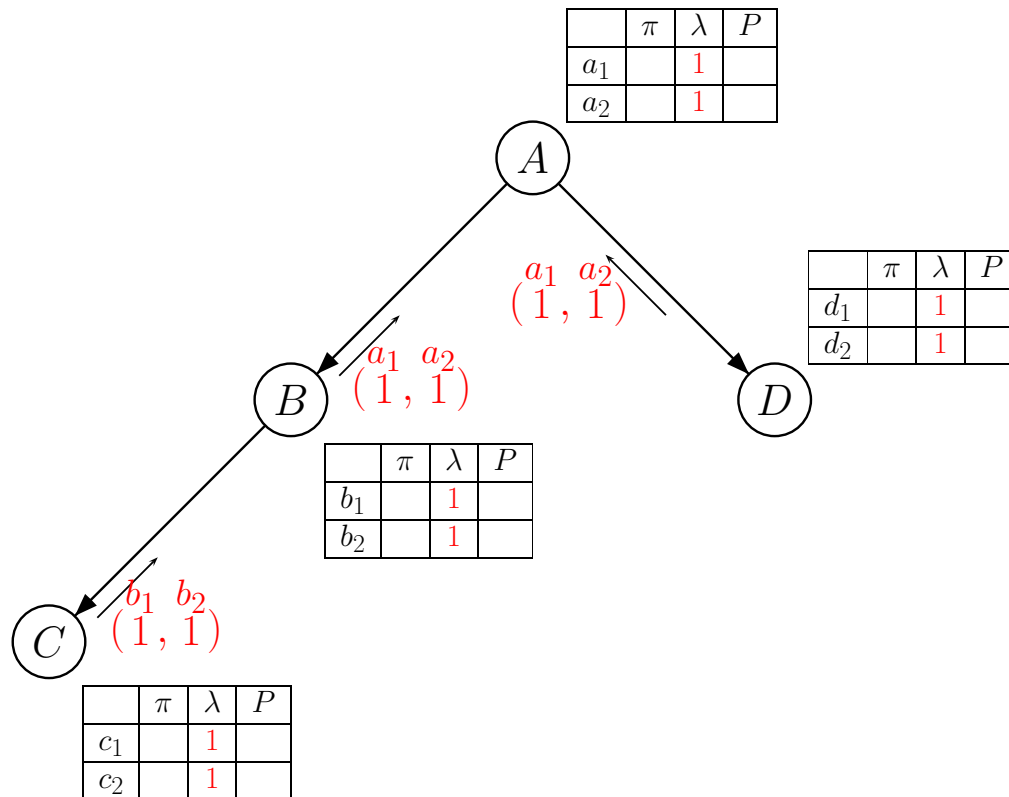
$$P(d_1 | a_2) = 0.4 \quad P(c_1 | b_2) = 0.001$$

Desired:

$$\forall X \in \{A, B, C, D\} : P(X | \emptyset) = ?$$

Propagation in Belief Trees (2)

Belief Tree:

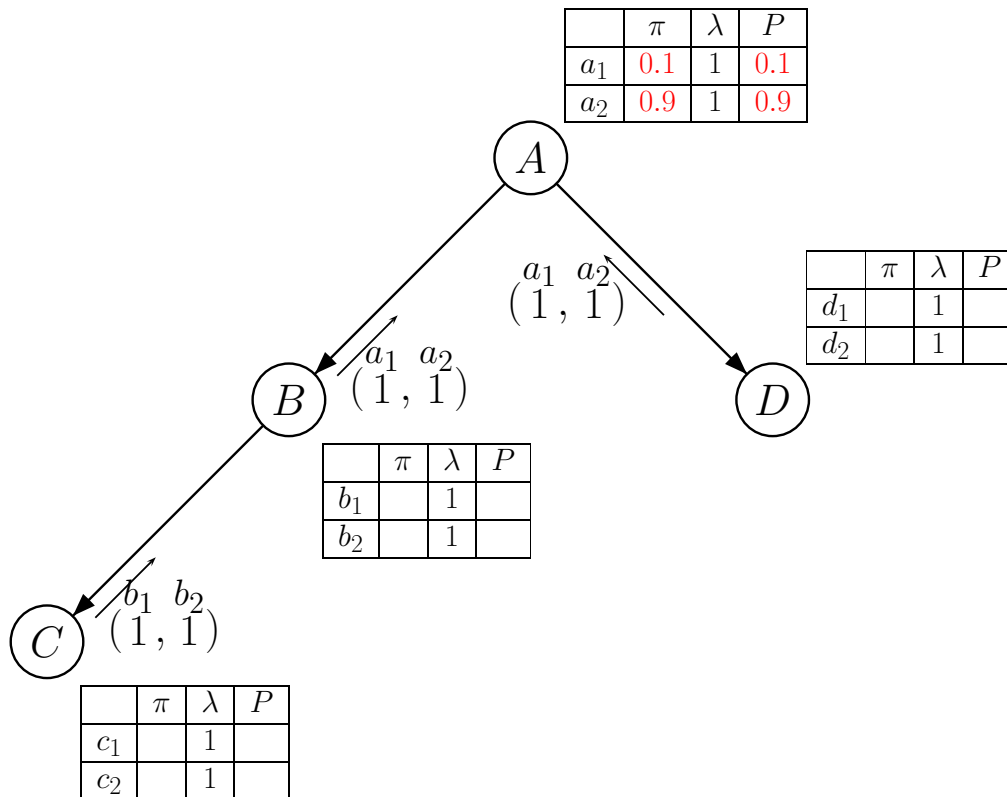


Initialization Phase:

- Set all λ -messages and λ -values to 1.

Propagation in Belief Trees (3)

Belief Tree:

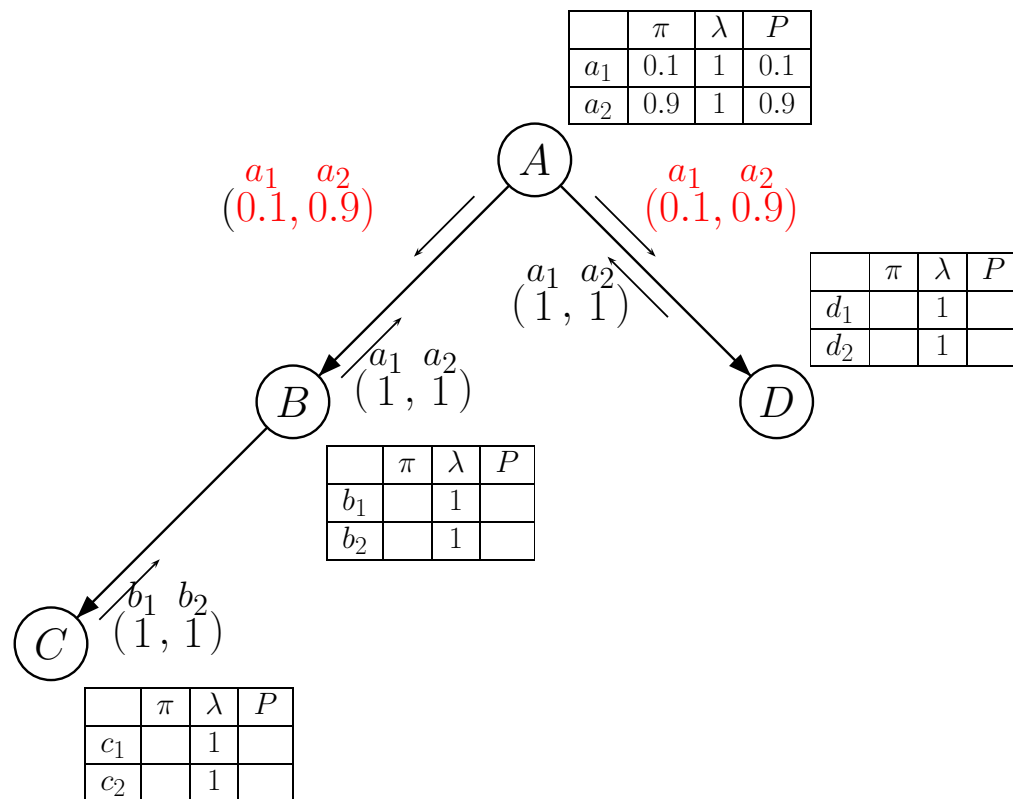


Initialization Phase:

- Set all λ -messages and λ -values to 1.
- $\pi(a_1) = P(a_1)$ and $\pi(a_2) = P(a_2)$

Propagation in Belief Trees (4)

Belief Tree:

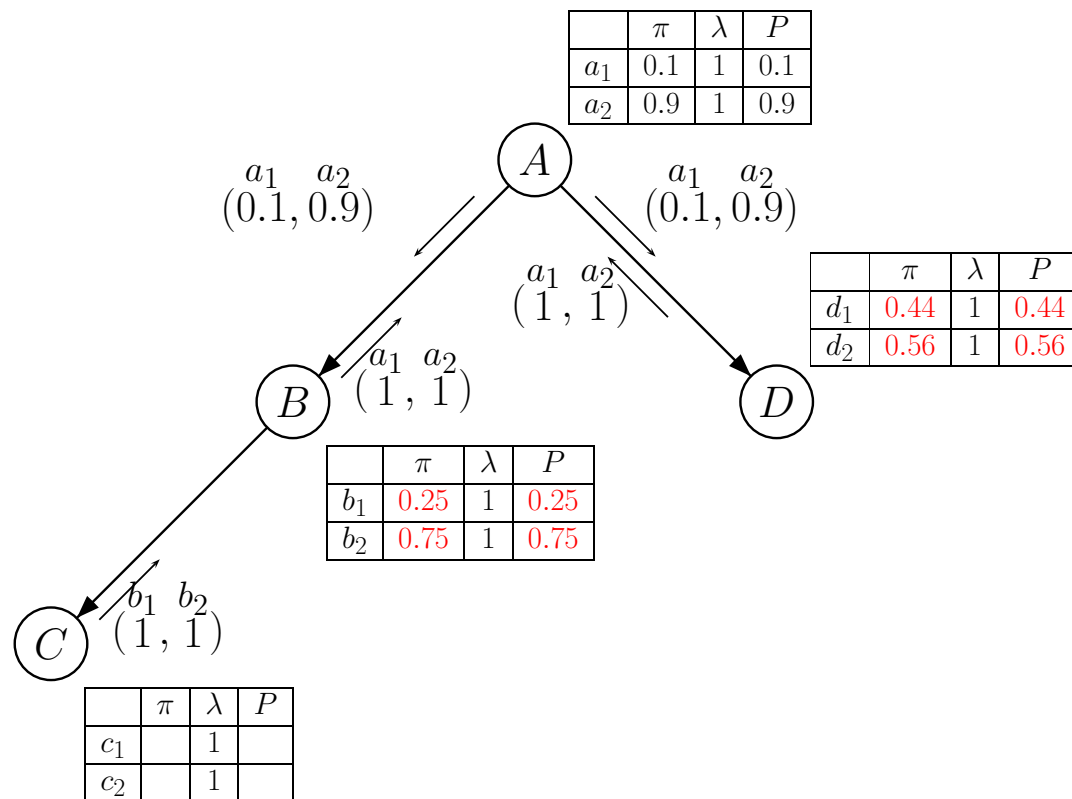


Initialization Phase:

- Set all λ -messages and λ -values to 1.
- $\pi(a_1) = P(a_1)$ and $\pi(a_2) = P(a_2)$.
- A sends π -messages to B and D.

Propagation in Belief Trees (5)

Belief Tree:

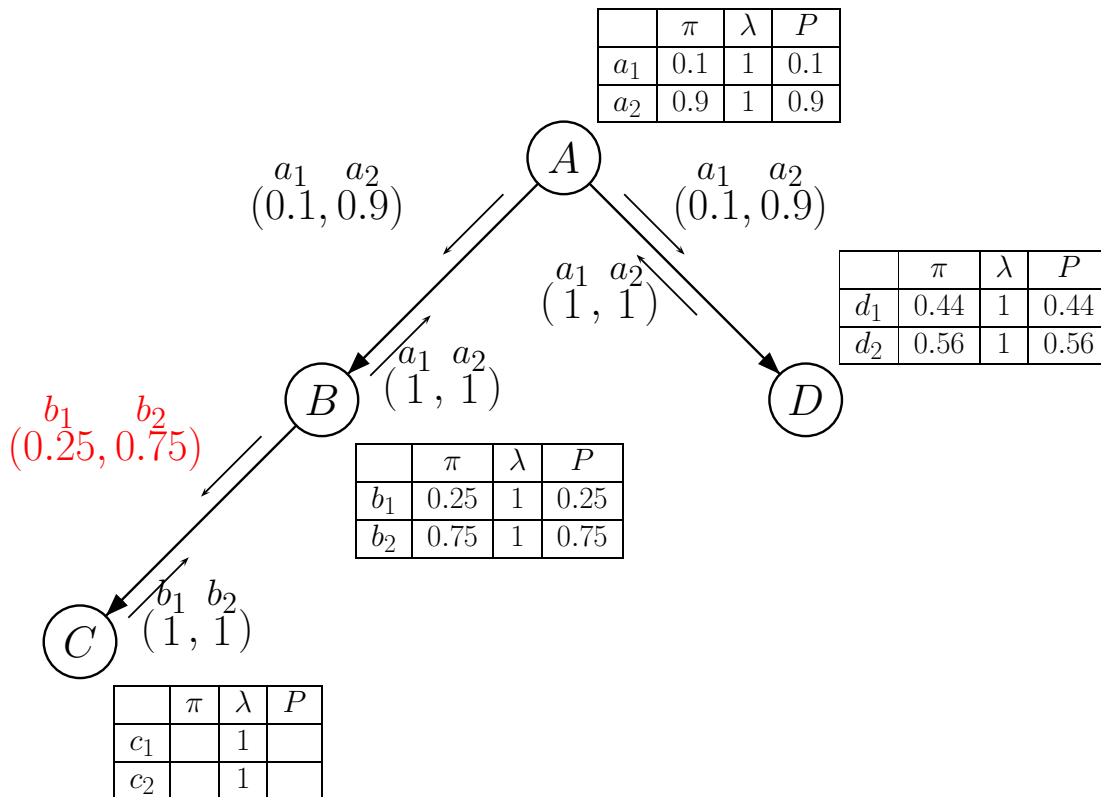


Initialization Phase:

- Set all λ -messages and λ -values to 1.
- $\pi(a_1) = P(a_1)$ and $\pi(a_2) = P(a_2)$.
- A sends π -messages to B and D.
- B and D update their π -values.

Propagation in Belief Trees (6)

Belief Tree:

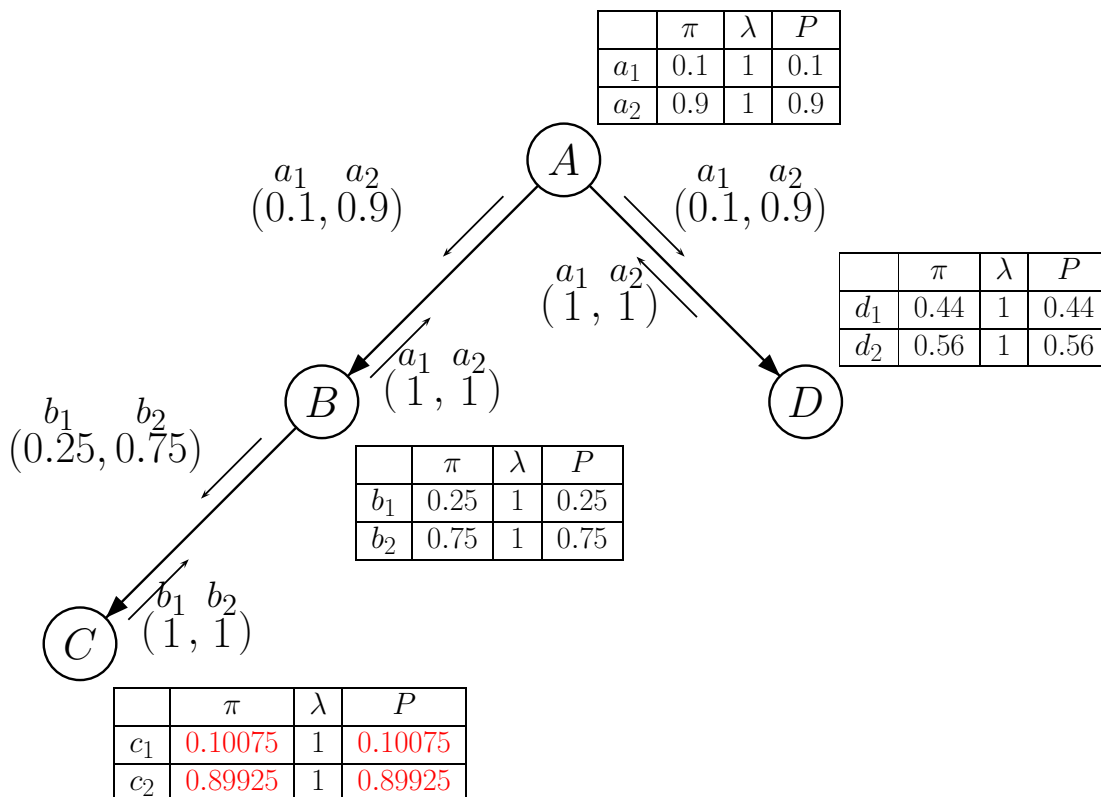


Initialization Phase:

- Set all λ -messages and λ -values to 1.
- $\pi(a_1) = P(a_1)$ and $\pi(a_2) = P(a_2)$.
- A sends π -messages to B and D.
- B and D update their π -values.
- B sends π -message to C.

Propagation in Belief Trees (7)

Belief Tree:

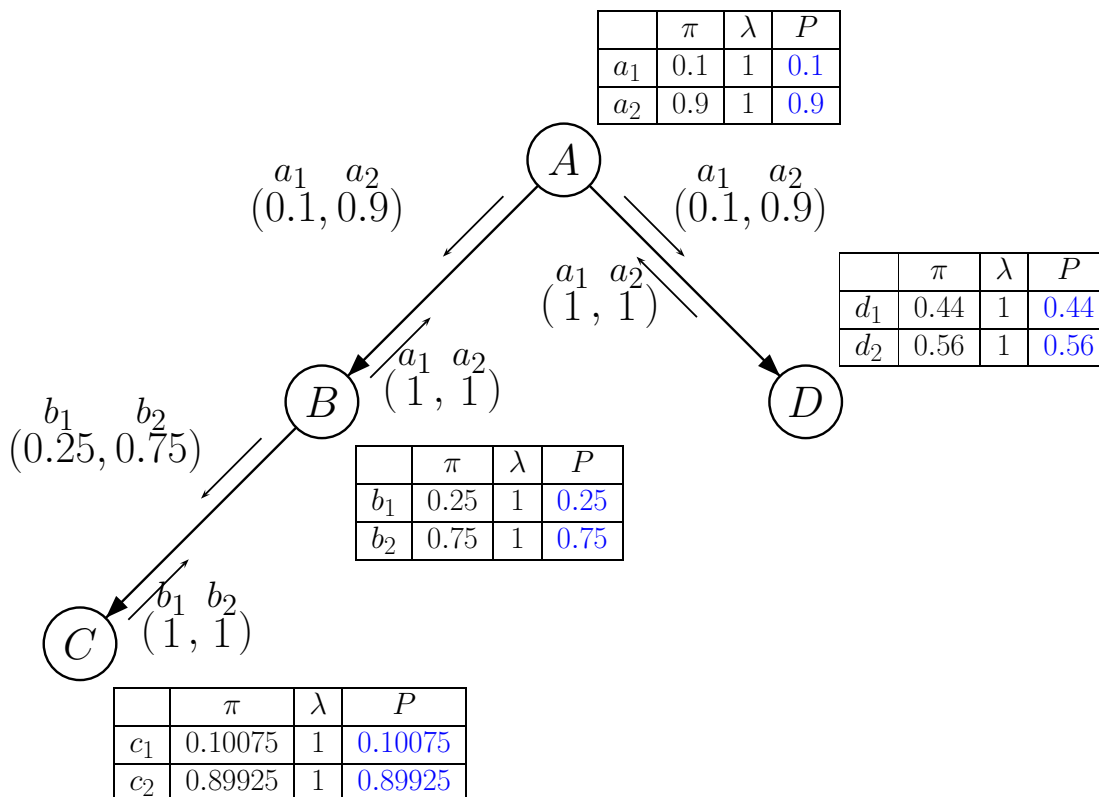


Initialization Phase:

- Set all λ -messages and λ -values to 1.
- $\pi(a_1) = P(a_1)$ and $\pi(a_2) = P(a_2)$.
- A sends π -messages to B and D.
- B and D update their π -values.
- B sends π -message to C.
- C updates its π -value.

Propagation in Belief Trees (8)

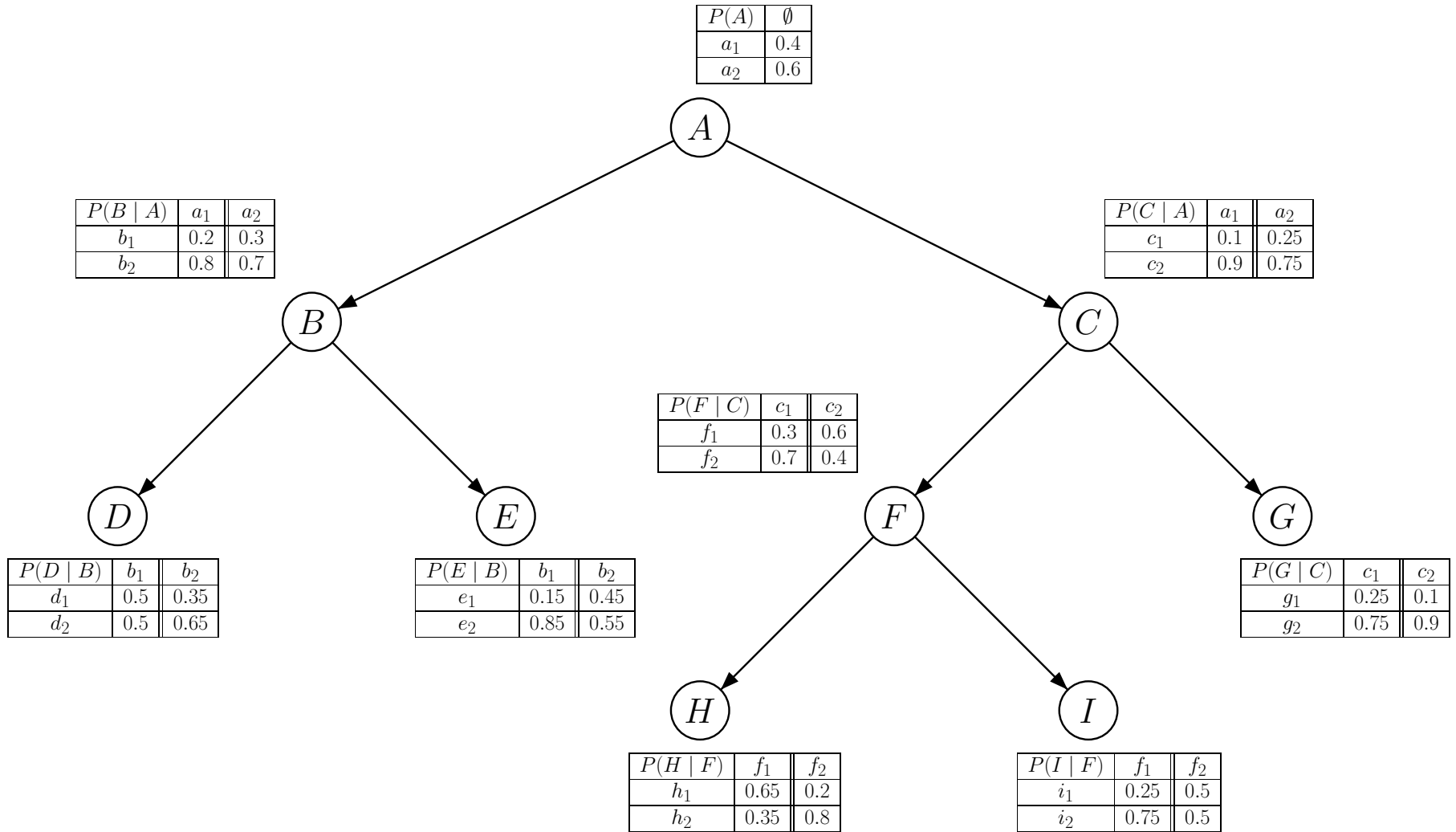
Belief Tree:



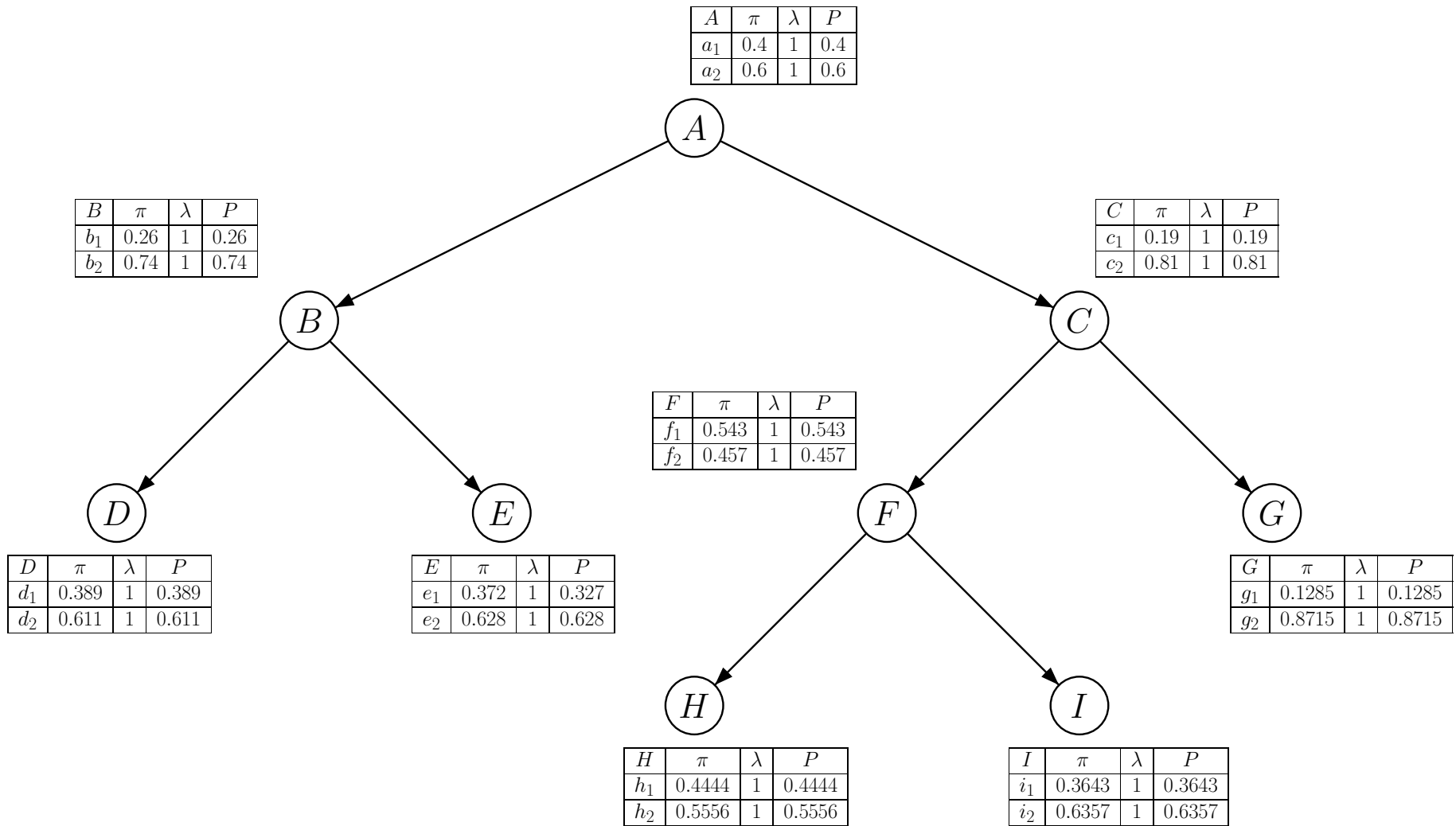
Initialization Phase:

- Set all λ -messages and λ -values to 1.
- $\pi(a_1) = P(a_1)$ and $\pi(a_2) = P(a_2)$.
- A sends π -messages to B and D .
- B and D update their π -values.
- B sends π -message to C .
- C updates its π -value.
- Initialization finished.

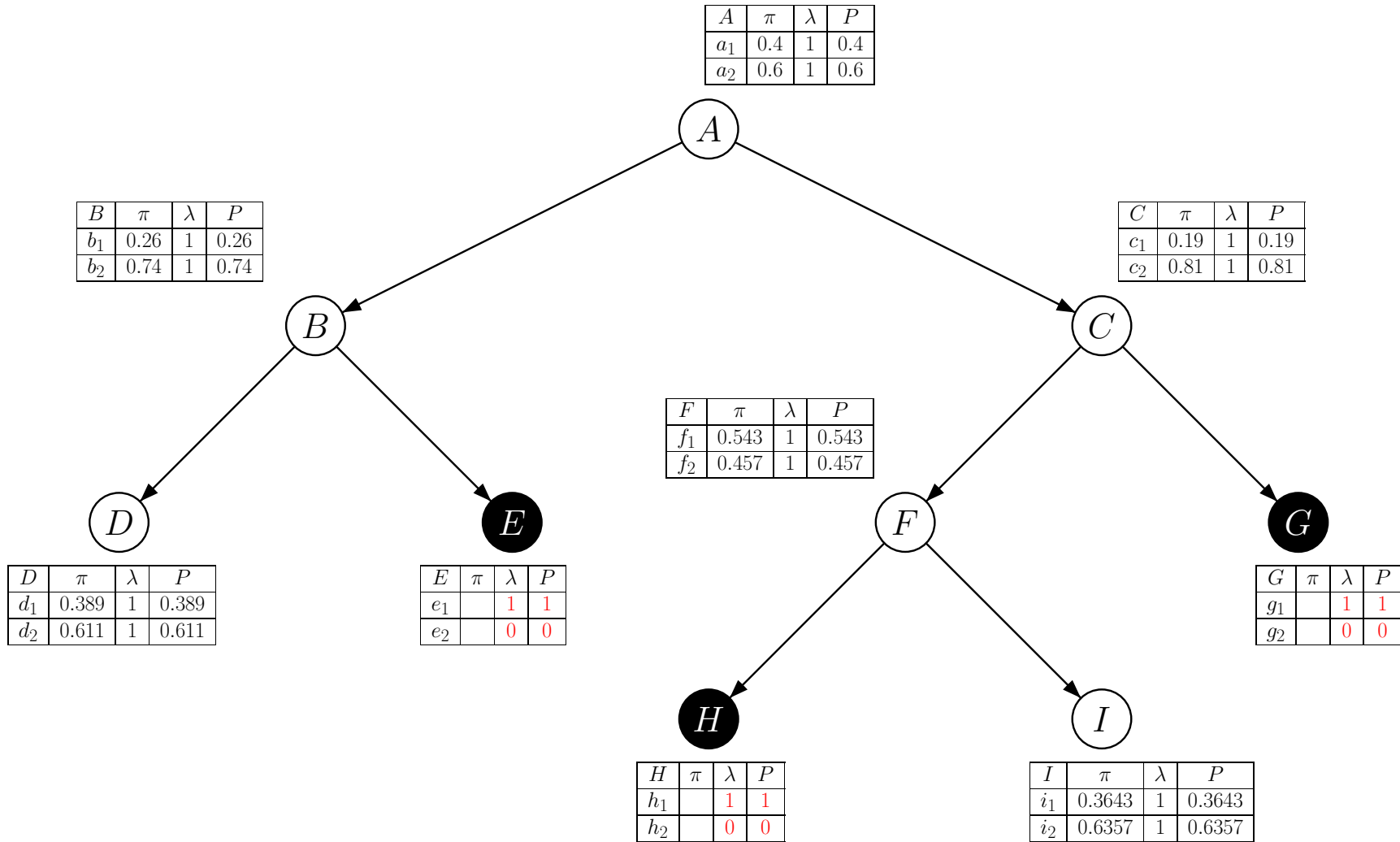
Larger Network (1): Parameters



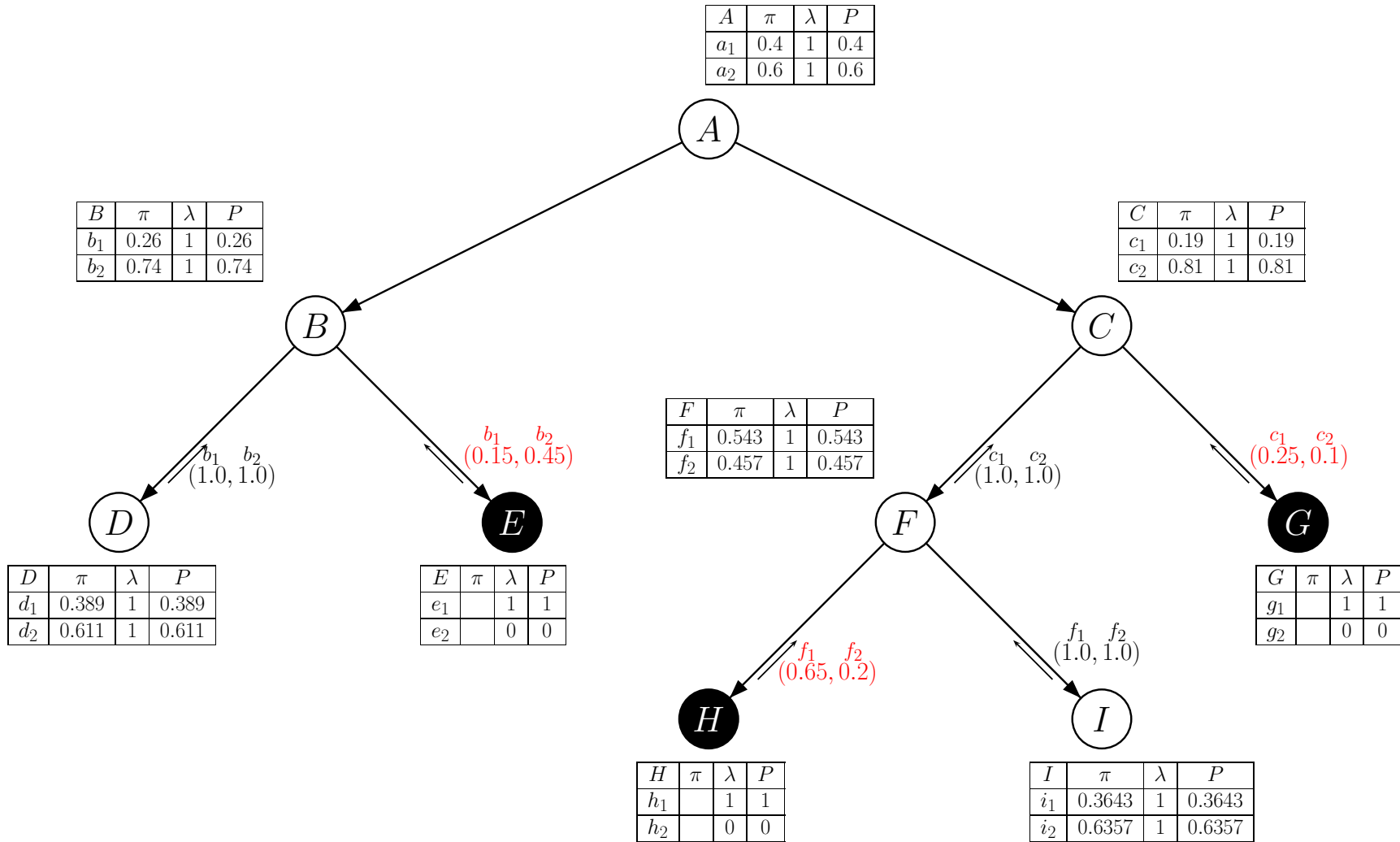
Larger Network (2): After Initialization



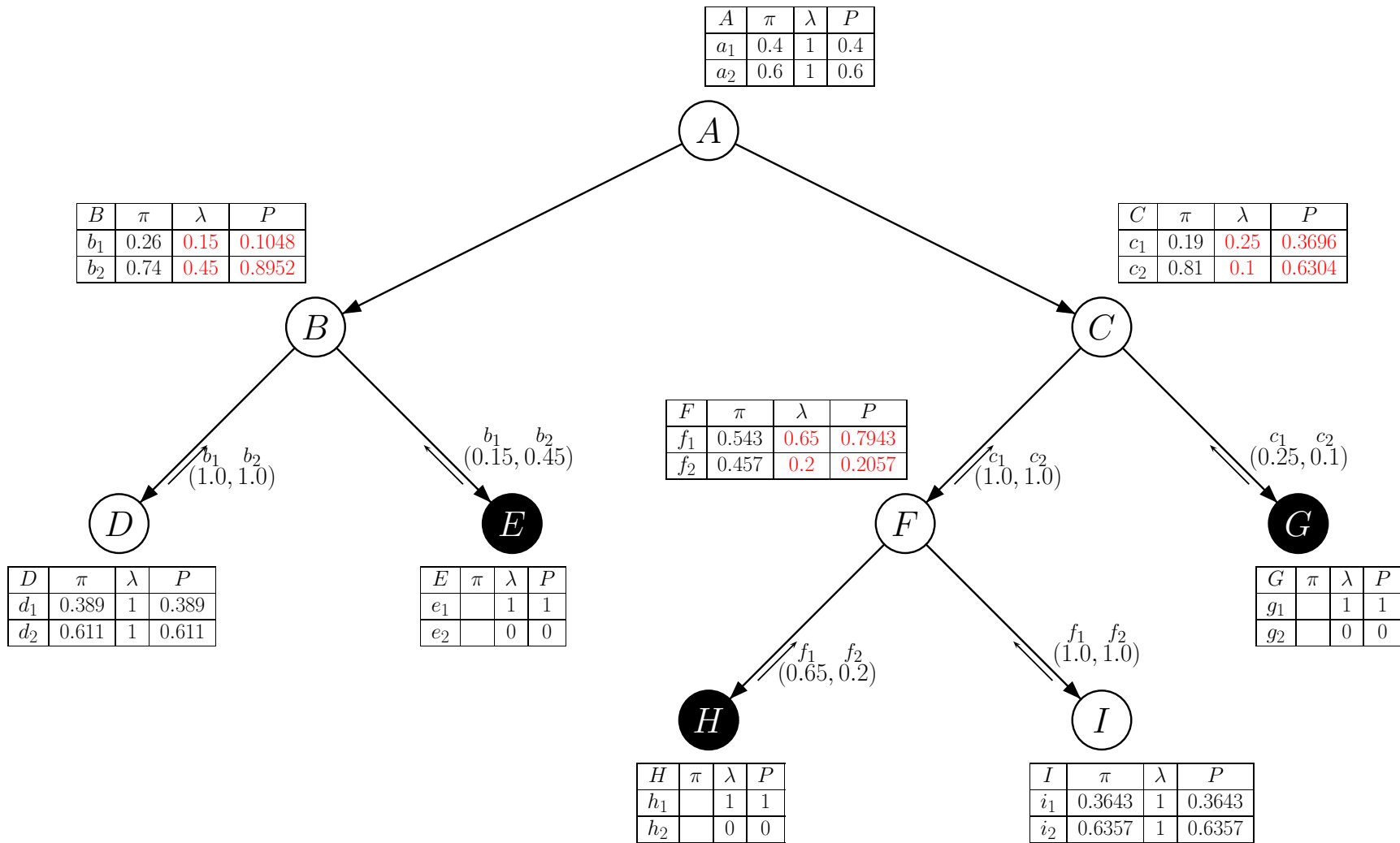
Larger Network (3): Set Evidence e_1, g_1, h_1



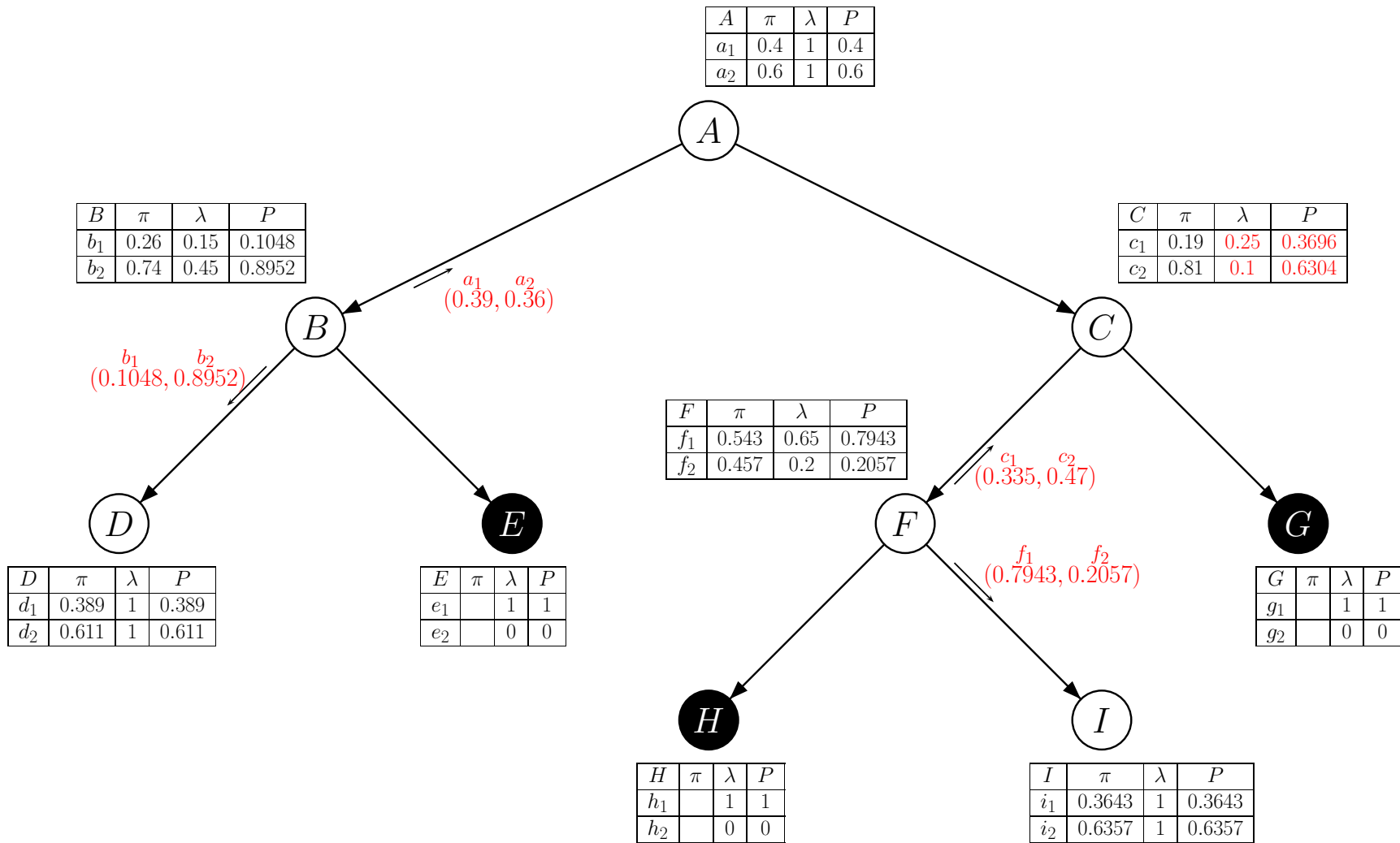
Larger Network (4): Propagate Evidence



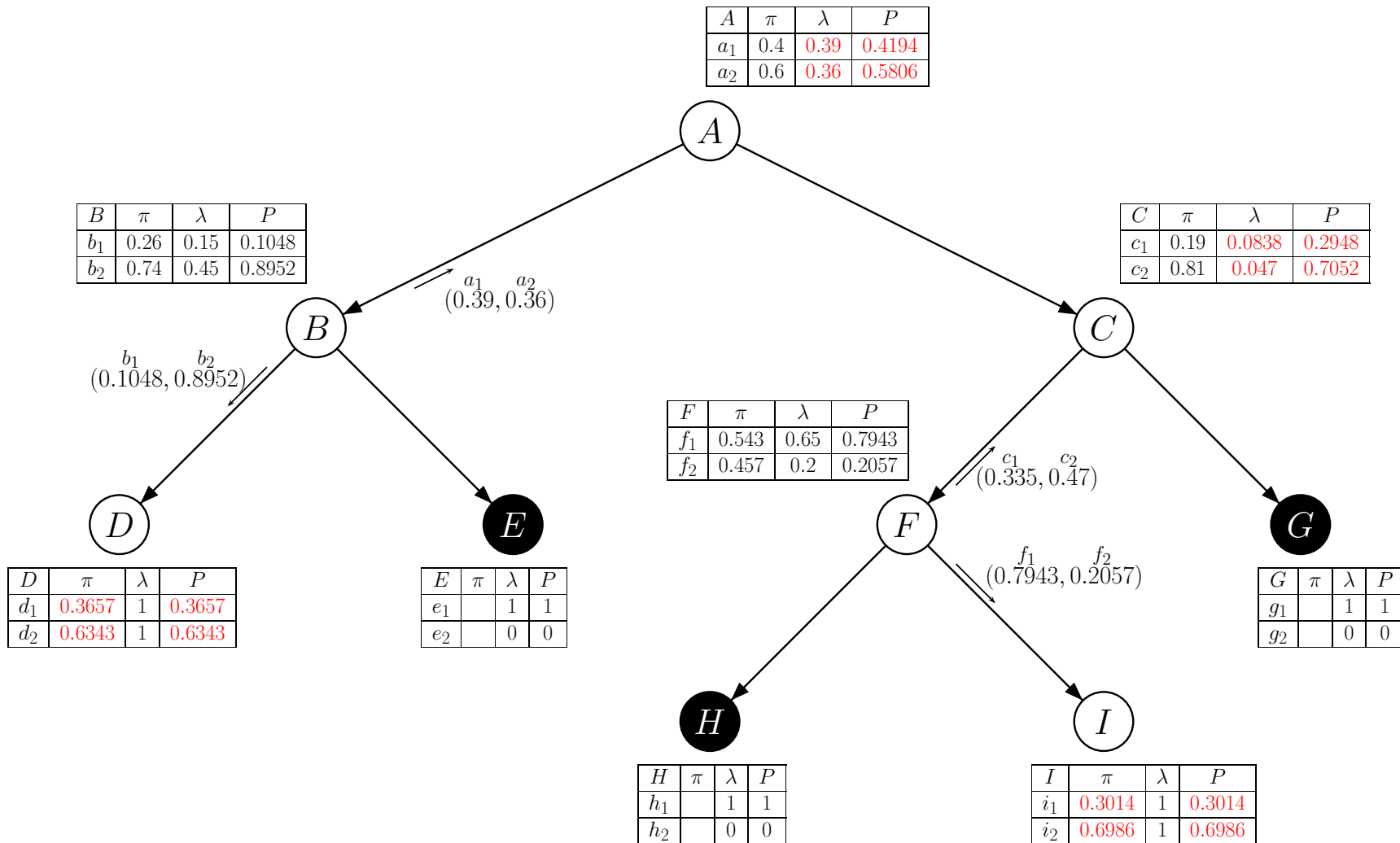
Larger Network (5): Propagate Evidence, cont.



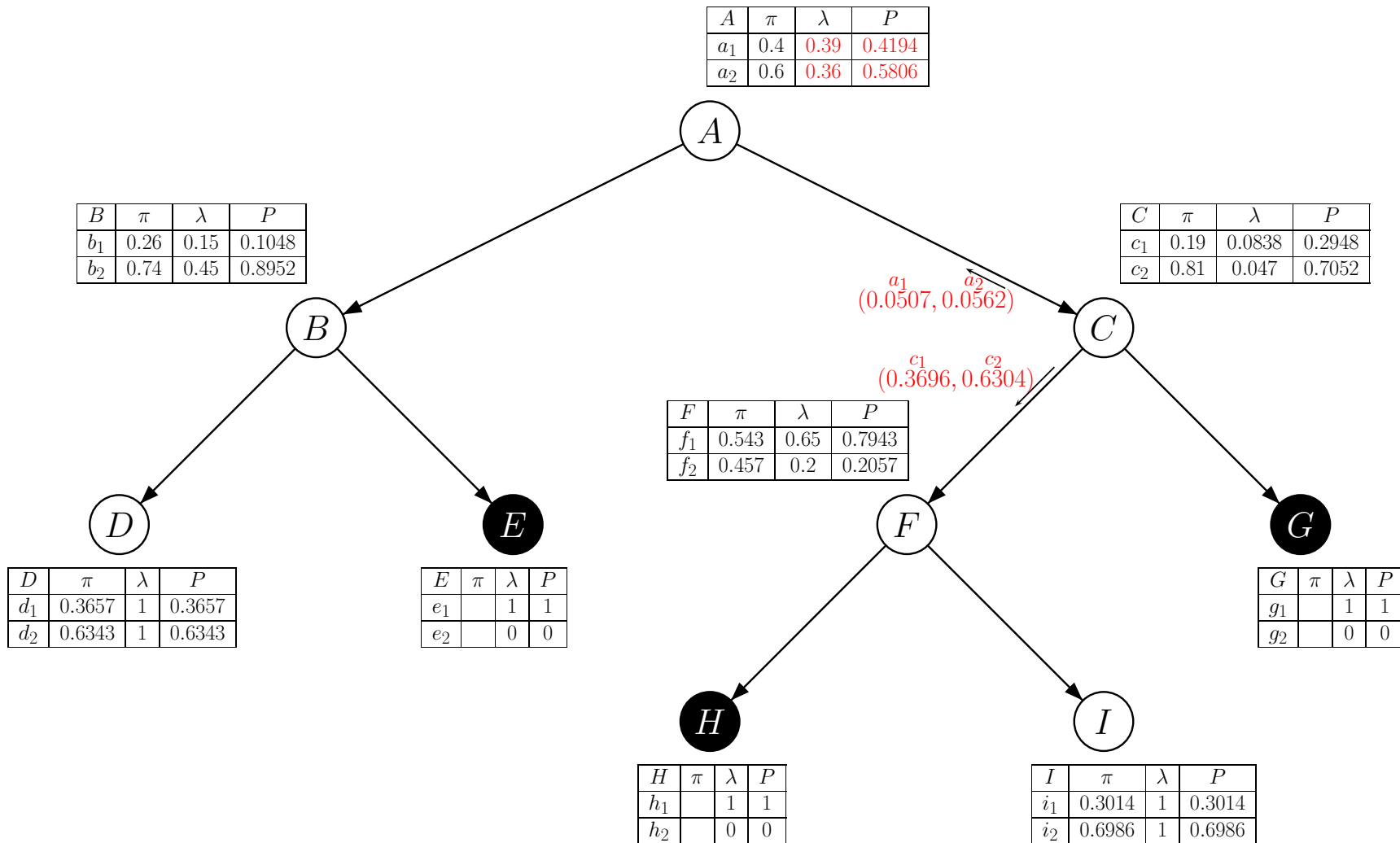
Larger Network (6): Propagate Evidence, cont.



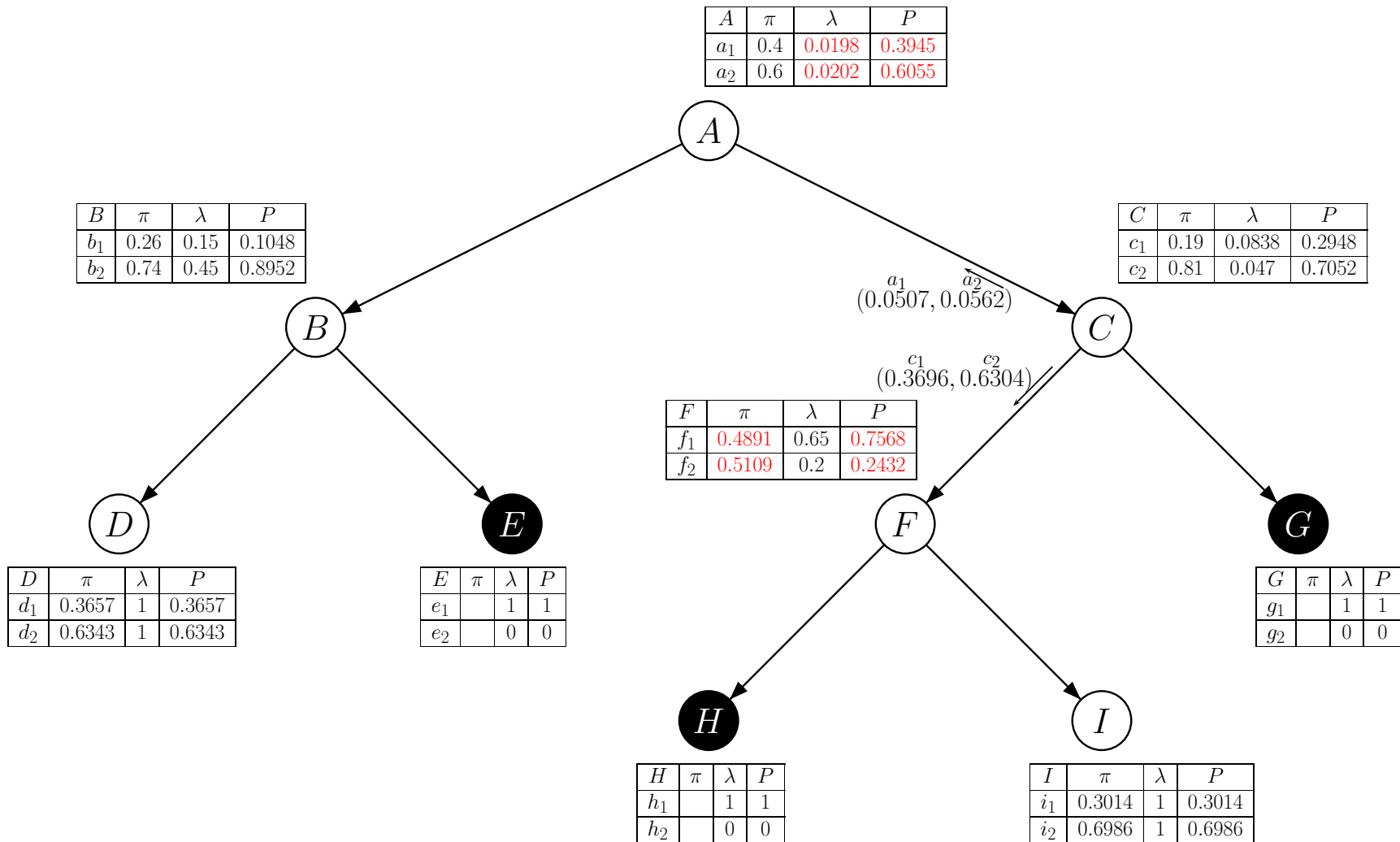
Larger Network (7): Propagate Evidence, cont.



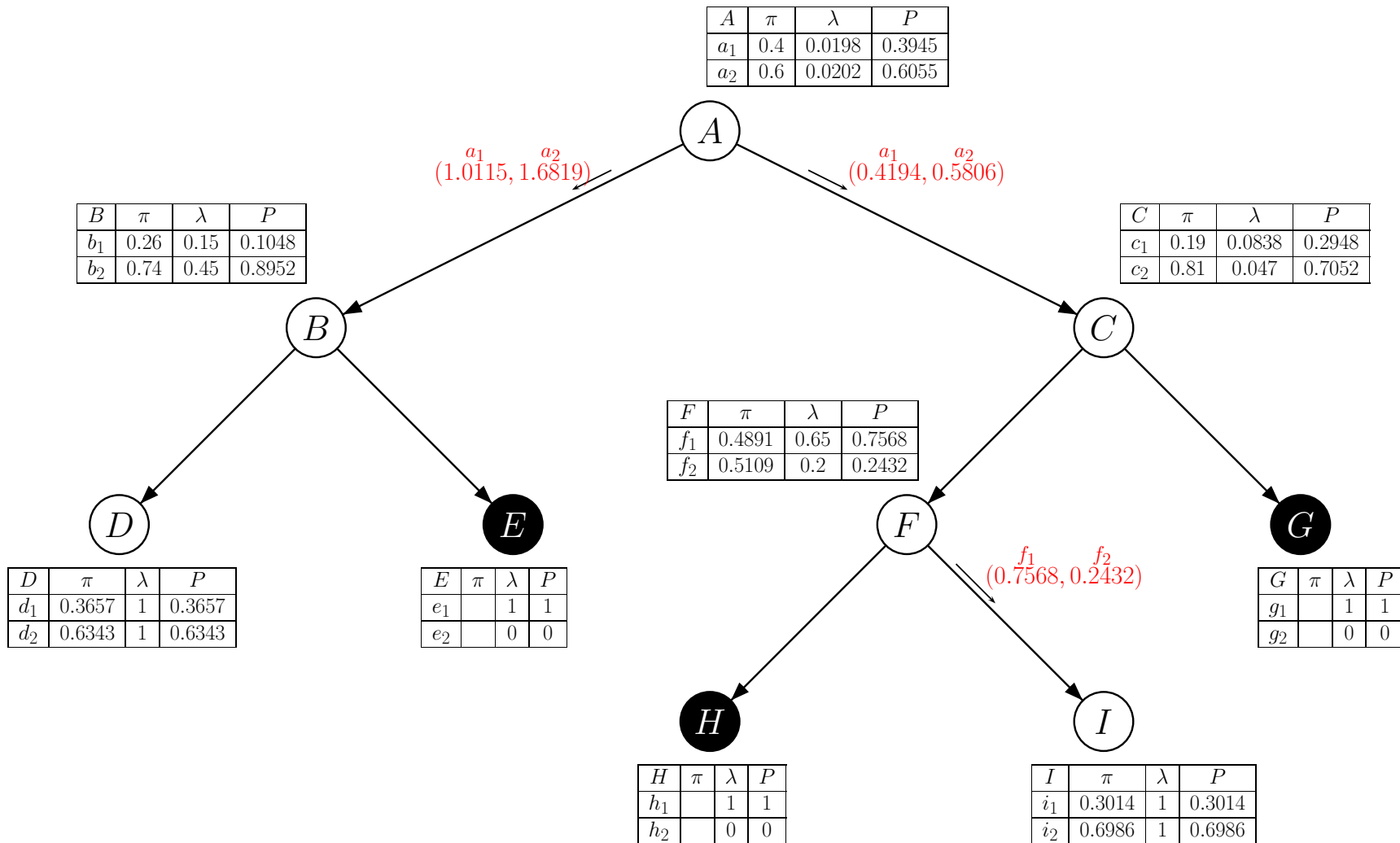
Larger Network (8): Propagate Evidence, cont.



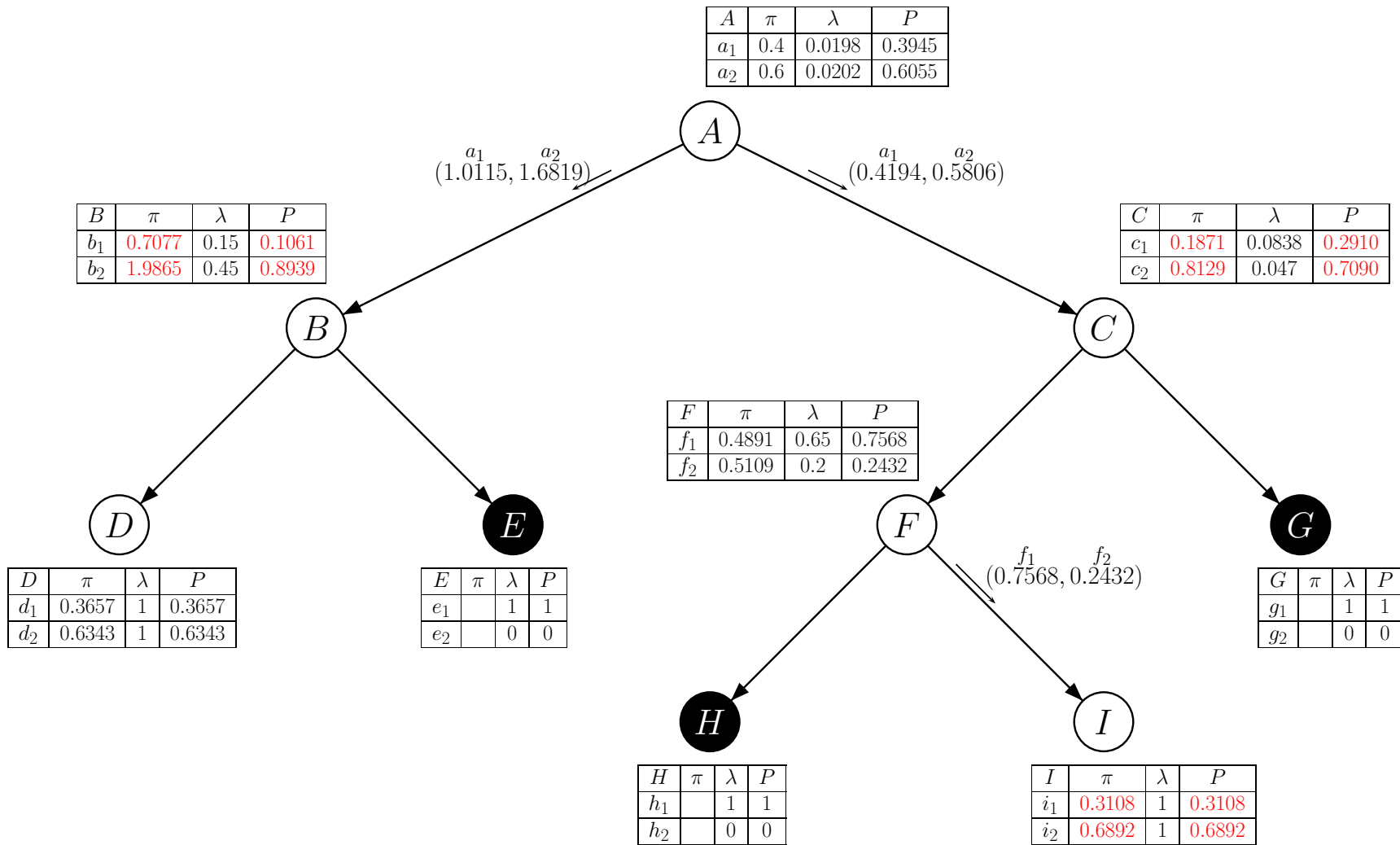
Larger Network (9): Propagate Evidence, cont.



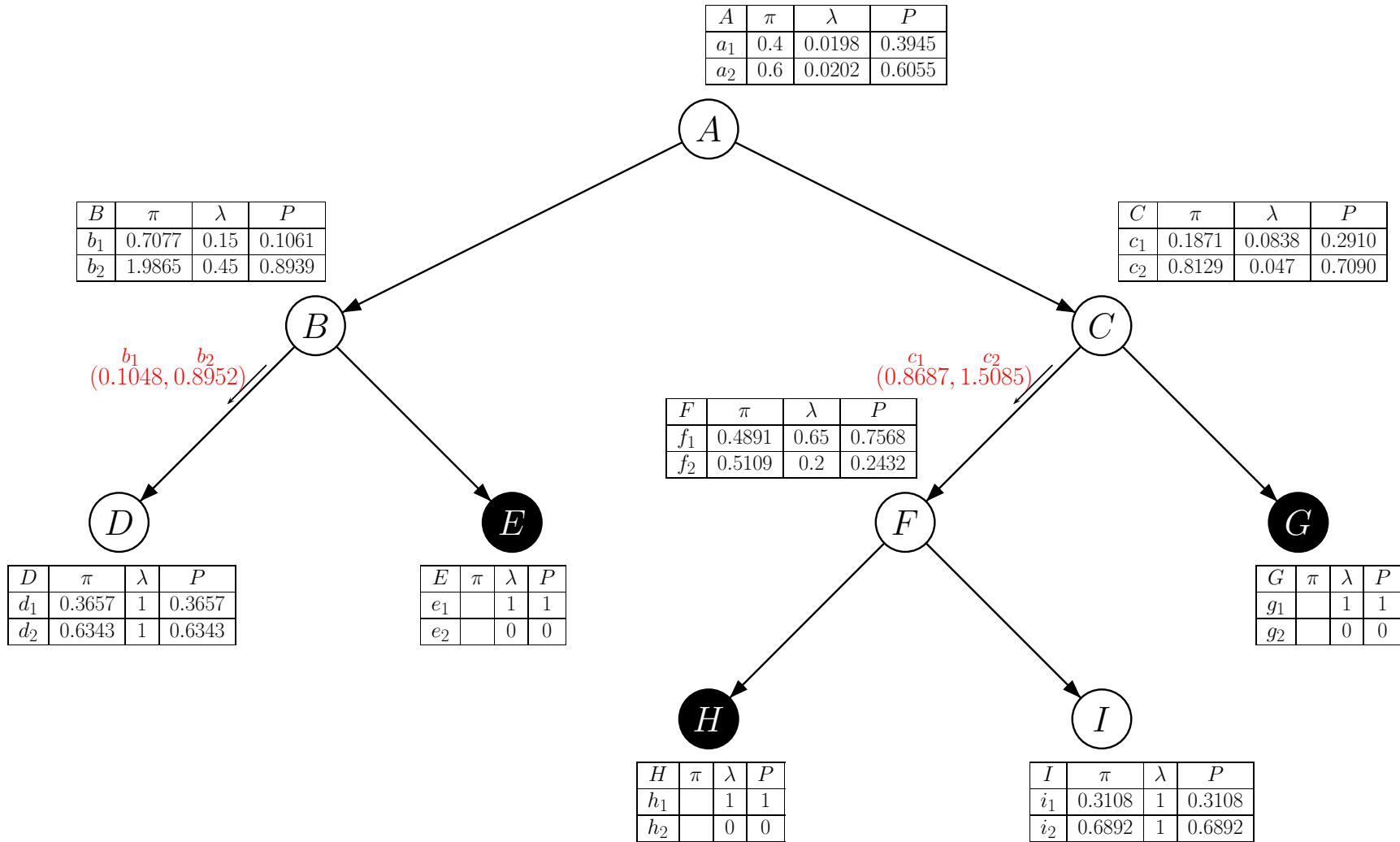
Larger Network (10): Propagate Evidence, cont.



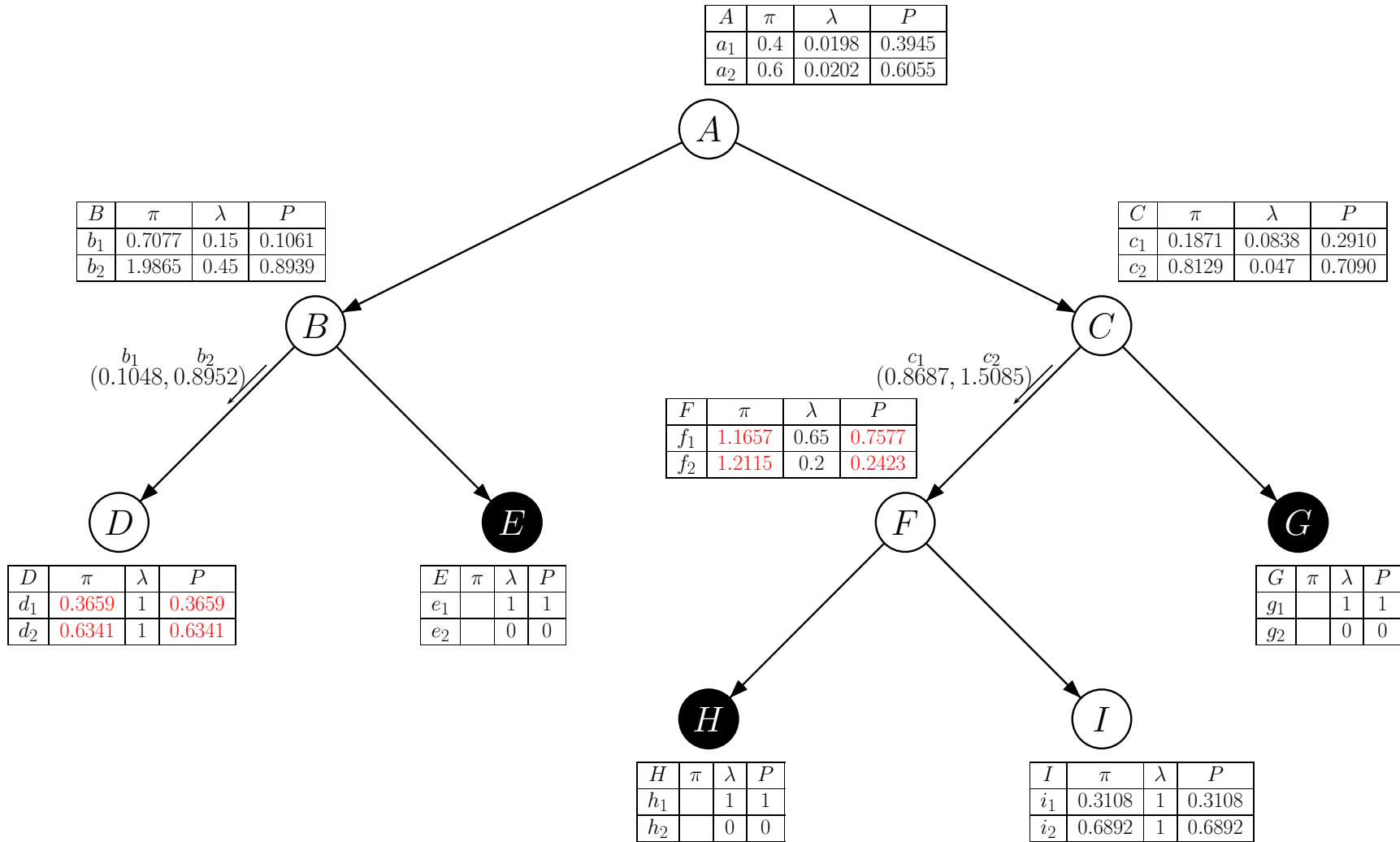
Larger Network (11): Propagate Evidence, cont.



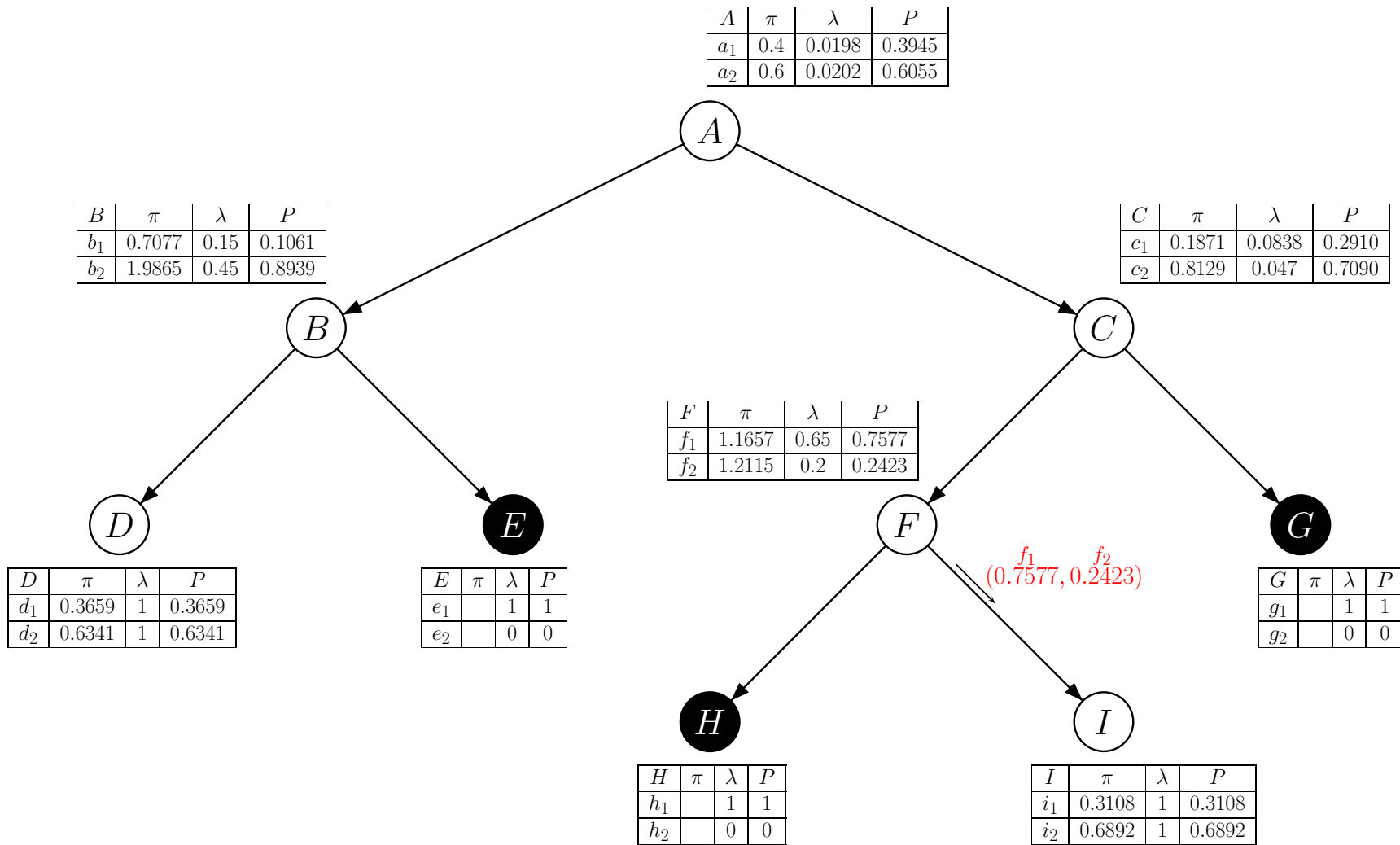
Larger Network (12): Propagate Evidence, cont.



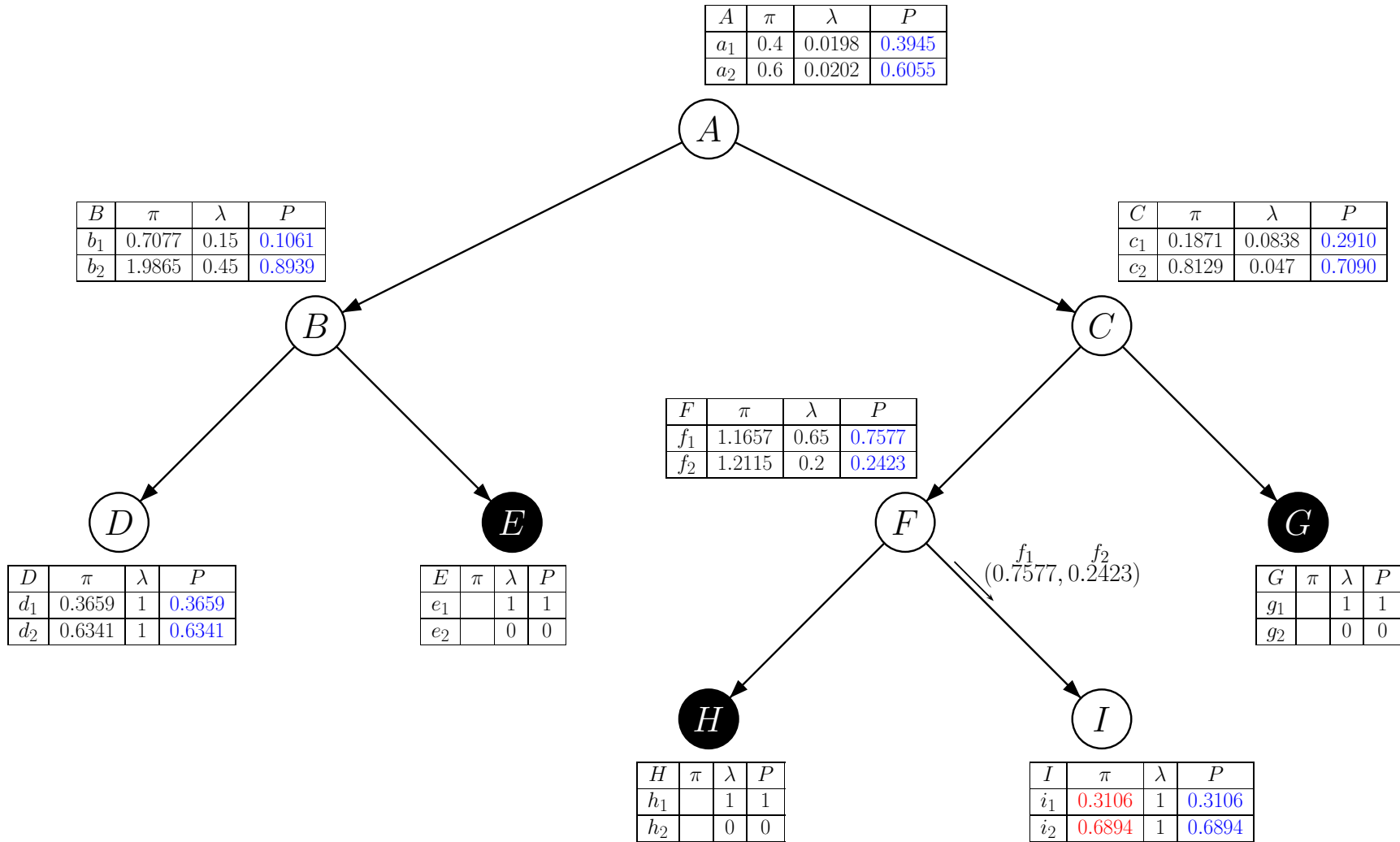
Larger Network (13): Propagate Evidence, cont.



Larger Network (14): Propagate Evidence, cont.

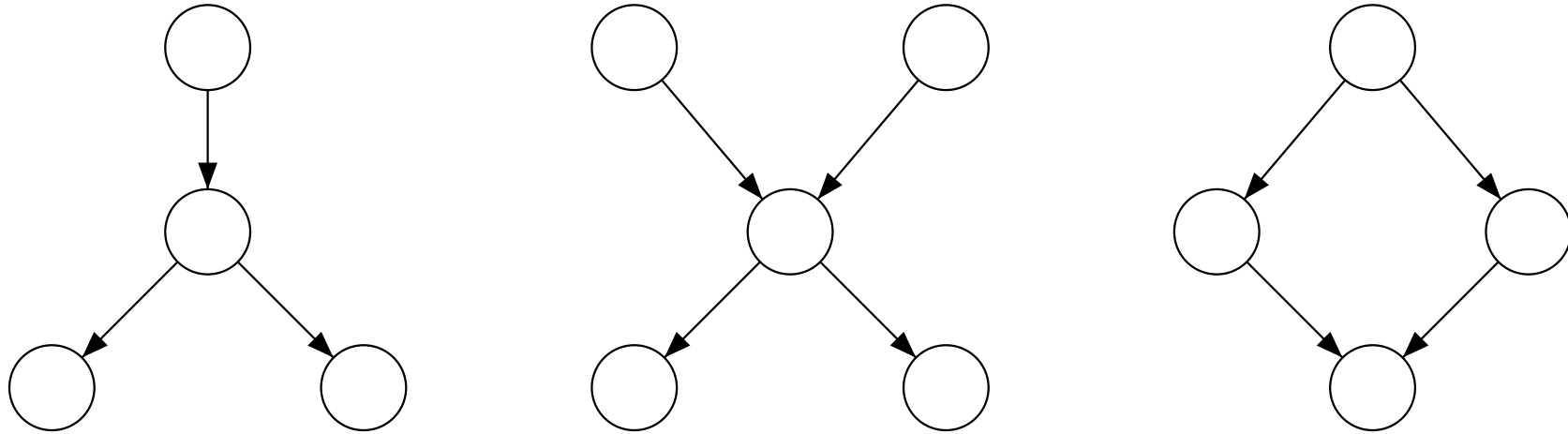


Larger Network (15): Finished



Propagation in Clique Trees

Problems



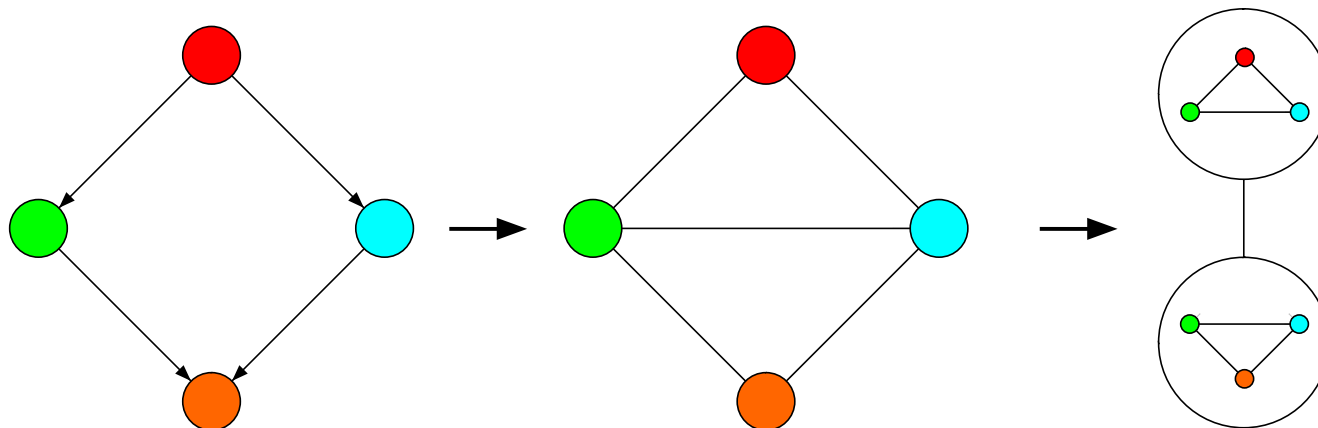
- The propagation algorithm as presented can only deal with *trees*.
- Can be extended to *polytrees* (i. e. singly connected graphs with multiple parents per node).
- However, it cannot handle networks that contain loops!

Main Objectives:

- Transform the cyclic directed graph into a secondary structure without cycles.
- Find a decomposition of the underlying joint distribution.

Task:

- Combine nodes of the original (primary) graph structure.
- These groups form the nodes of a secondary structure.
- Find a transformation that yields tree structure.



Idea (2)

Secondary Structure:

- We will generate an undirected graph mimicking (some of) the conditional independence statements of the cyclic directed graph.
- Maximal cliques are identified and form the nodes of the secondary structure.
- Specify a so-called potential function for every clique such that the product of all potentials yields the initial joint distribution.
- In order to propagate evidence, create a **tree** from the clique nodes such that the following property is satisfied:

If two cliques have some attributes in common, then these attributes have to be contained in every clique of the path connecting the two cliques.
(called the **running intersection property, RIP**)

Justification:

- Tree: Unique path of evidence propagation.
- RIP: Update of an attribute reaches all cliques which contain it.

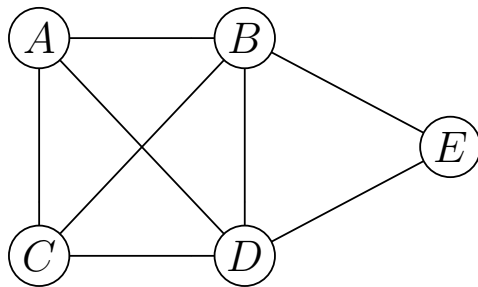
Complete Graph

An undirected Graph $G = (V, E)$ is called *complete*, if every pair of (distinct) nodes is connected by an edge.

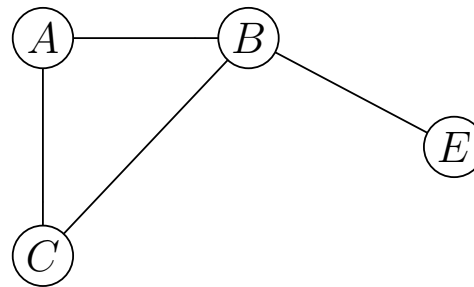
Induced Subgraph

Let $G = (V, E)$ be an undirected graph and $W \subseteq V$ a selection of nodes. Then, $G_W = (W, E_W)$ is called the *subgraph of G induced by W* with E_W being

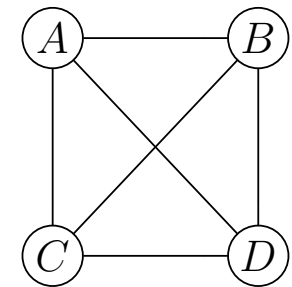
$$E_W = \{(u, v) \in E \mid u, v \in W\}.$$



Incomplete graph



Subgraph (W, E_W)
with $W = \{A, B, C, E\}$



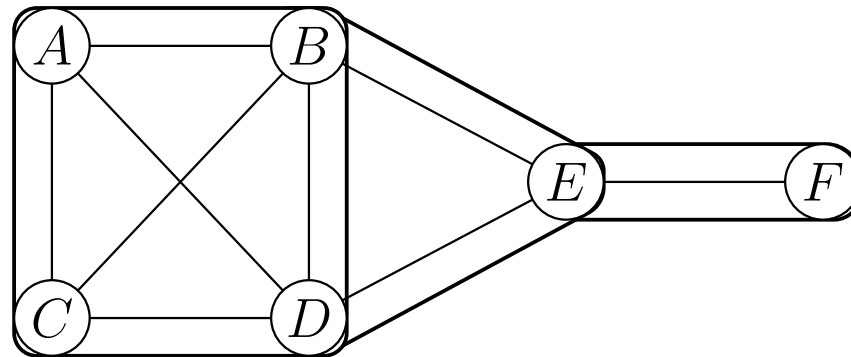
Complete (sub)graph

Prerequisites (2)

Complete Set, Clique

Let $G = (V, E)$ be an undirected graph. A set $W \subseteq V$ is called *complete* iff it induces a complete subgraph. It is further called a *clique*, iff W is maximal, i.e. it is not possible to add a node to W without violating the completeness condition.

- a) W is complete $\Leftrightarrow W$ induces a complete subgraph
- b) W is a clique $\Leftrightarrow W$ is complete and maximal



3 cliques

$$C_1 = \{A, B, C, D\}$$

$$C_2 = \{B, D, E\}$$

$$C_3 = \{E, F\}$$

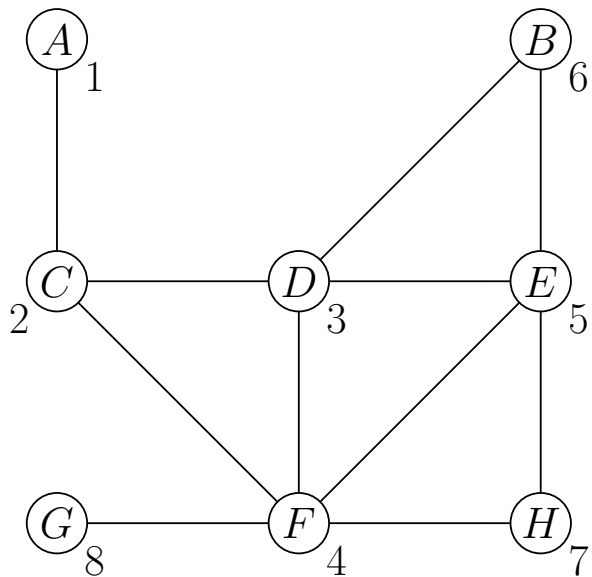
Prerequisites (3)

Perfect Ordering

Let $G = (V, E)$ be an undirected graph with n nodes and $\alpha = \langle v_1, \dots, v_n \rangle$ a total ordering on V . Then, α is called *perfect*, if the following sets

$$\text{adj}(v_i) \cap \{v_1, \dots, v_{i-1}\} \quad i = 1, \dots, n$$

are complete, where $\text{adj}(v_i) = \{w \mid (v_i, w) \in E\}$ returns the adjacent nodes of v_i .



$$\alpha = \langle A, C, D, F, E, B, H, G \rangle$$

i	$\text{adj}(v_i)$	$\text{adj}(v_i) \cap \{v_1, \dots, v_{i-1}\}$	
1	$\{C\}$	$\{C\} \cap \emptyset$	$= \emptyset$ complete
2	$\{A, D, F\}$	$\{A\} \cap \{A, D, F\}$	$= \{A\}$ complete
3	$\{C, B, E, F\}$	$\{A, C\} \cap \{C, B, E, F\}$	$= \{C\}$ complete
4	$\{G, C, D, E, H\}$	$\{A, C, D\} \cap \{G, C, D, E, H\}$	$= \{C, D\}$ complete
5	$\{B, D, F, H\}$	$\{A, C, D, F\} \cap \{B, D, F, H\}$	$= \{D, F\}$ complete
6	$\{D, E\}$	$\{A, C, D, F, E\} \cap \{D, E\}$	$= \{D, E\}$ complete
7	$\{F, E\}$	$\{A, C, D, F, E, B\} \cap \{F, E\}$	$= \{F, E\}$ complete
8	$\{F\}$	$\{A, C, D, F, E, B, H\} \cap \{F\}$	$= \{F\}$ complete

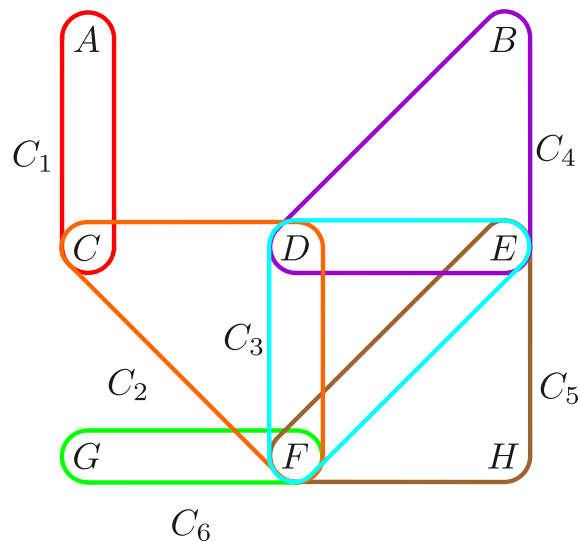
α is a perfect ordering

Prerequisites (4)

Running Intersection Property

Let $G = (V, E)$ be an undirected graph with p cliques. An ordering of these cliques has the *running intersection property (RIP)*, if for every $j > 1$ there exists an $i < j$ such that:

$$C_j \cap (C_1 \cup \dots \cup C_{j-1}) \subseteq C_i$$



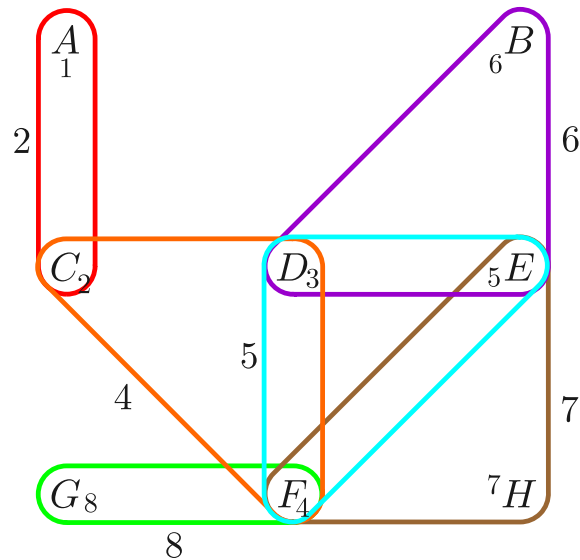
$$\xi = \langle C_1, C_2, C_3, C_4, C_5, C_6 \rangle$$

j			i
2	$C_2 \cap C_1$	$= \{C\}$	$\subseteq C_1$ 1
3	$C_3 \cap (C_1 \cup C_2)$	$= \{D, F\}$	$\subseteq C_2$ 2
4	$C_4 \cap (C_1 \cup C_2 \cup C_3)$	$= \{D, E\}$	$\subseteq C_3$ 3
5	$C_5 \cap (C_1 \cup C_2 \cup C_3 \cup C_4)$	$= \{E, F\}$	$\subseteq C_3$ 3
6	$C_6 \cap (C_1 \cup C_2 \cup C_3 \cup C_4 \cup C_5)$	$= \{F\}$	$\subseteq C_5$ 5

ξ has running intersection property

Prerequisites (5)

If a node ordering α of an undirected graph $G = (V, E)$ is perfect and the cliques of G are ordered according to the highest rank (w. r. t. α) of the containing nodes, then this clique ordering has RIP.



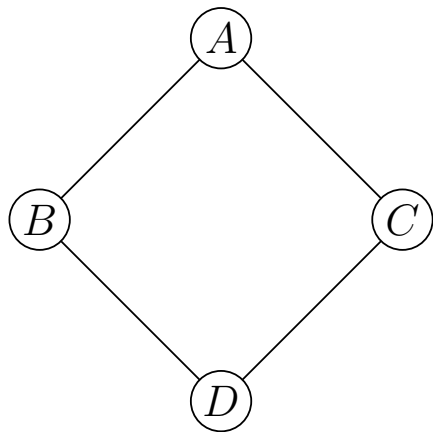
Clique	Rank
$\{A, C\}$	$\max\{\alpha(A), \alpha(C)\} = 2 \rightarrow C_1$
$\{C, D, F\}$	$\max\{\alpha(C), \alpha(D), \alpha(F)\} = 4 \rightarrow C_2$
$\{D, E, F\}$	$\max\{\alpha(D), \alpha(E), \alpha(F)\} = 5 \rightarrow C_3$
$\{B, D, E\}$	$\max\{\alpha(B), \alpha(D), \alpha(E)\} = 6 \rightarrow C_4$
$\{F, E, H\}$	$\max\{\alpha(F), \alpha(E), \alpha(H)\} = 7 \rightarrow C_5$
$\{F, G\}$	$\max\{\alpha(F), \alpha(G)\} = 8 \rightarrow C_6$

How to get a perfect ordering?

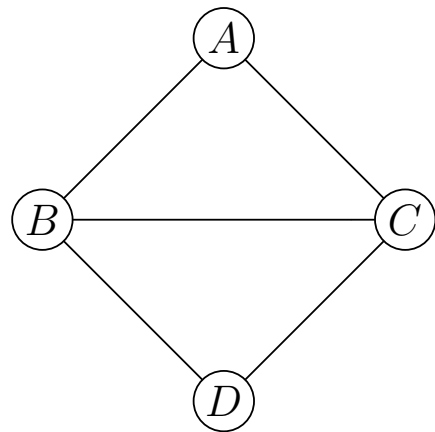
Triangulated Graphs

Triangulated Graph

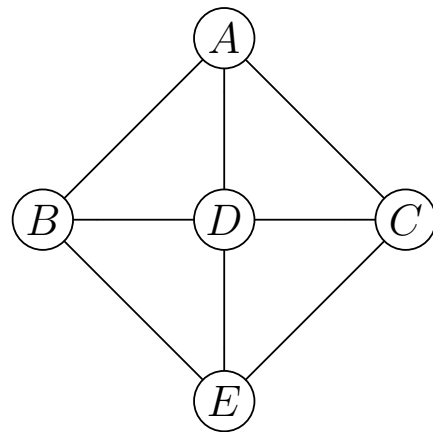
An undirected graph is called *triangulated* if every simple loop (i. e. path with identical start and end node but with any other node occurring at most once) of length greater 3 has a chord.



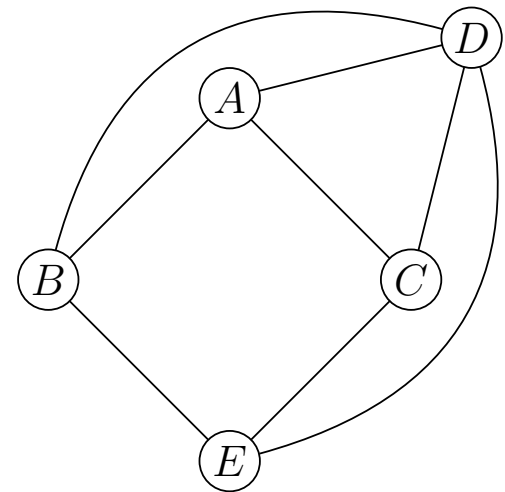
not triangulated



triangulated



not triangulated

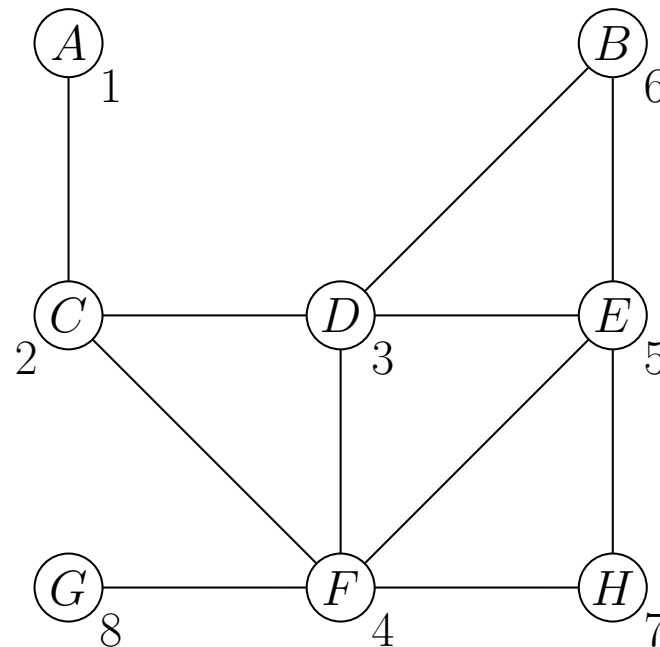


no chord for $\langle A, B, E, C \rangle$

Triangulated Graphs (2)

Maximum Cardinality Search

Let $G = (V, E)$ be an undirected graph. An ordering according *maximum cardinality search (MCS)* is obtained by first assigning 1 to an arbitrary node. If n numbers are assigned the node that is connected to most of the nodes already numbered gets assigned number $n + 1$.



3 can be assigned to D or F

6 can be assigned to H or B

Triangulated Graphs (3)

An undirected graph is triangulated iff the ordering obtained by MCS is perfect.

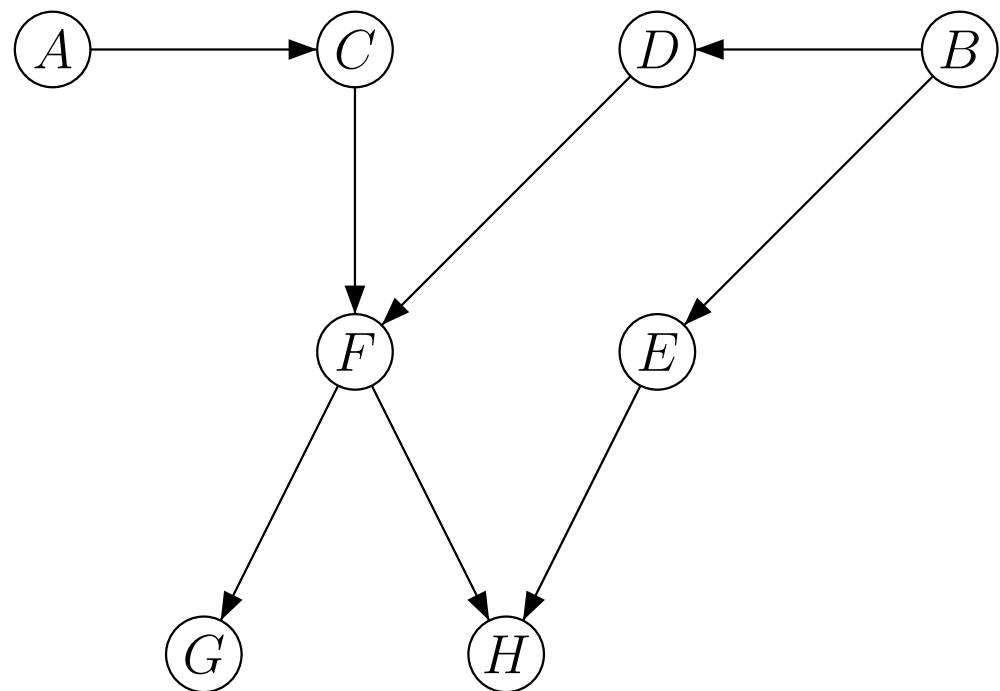
To check whether a graph is triangulated is efficient to implement. The optimization problem that is related to the triangulation task is NP-hard. However, there are good heuristics.

Moral Graph (Repetition)

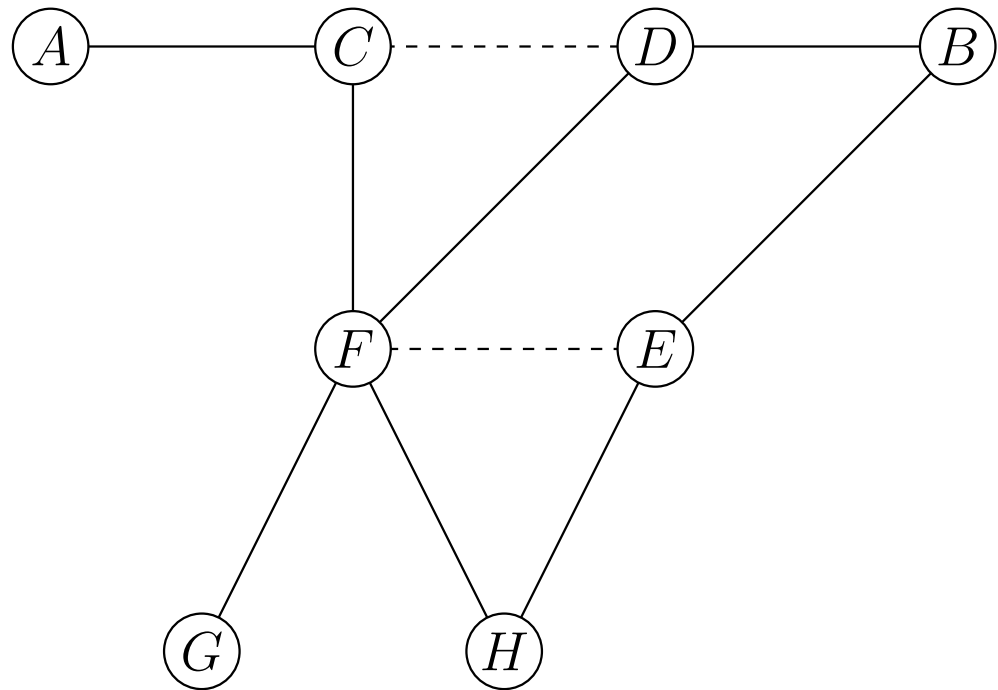
Let $G = (V, E)$ be a directed acyclic graph. If $u, w \in W$ are parents of $v \in V$ connect u and w with an (arbitrarily oriented) edge. After the removal of all edge directions the resulting graph $G_m = (V, E')$ is called the *moral graph* of G .

Join-Tree Construction (1)

Given directed graph.

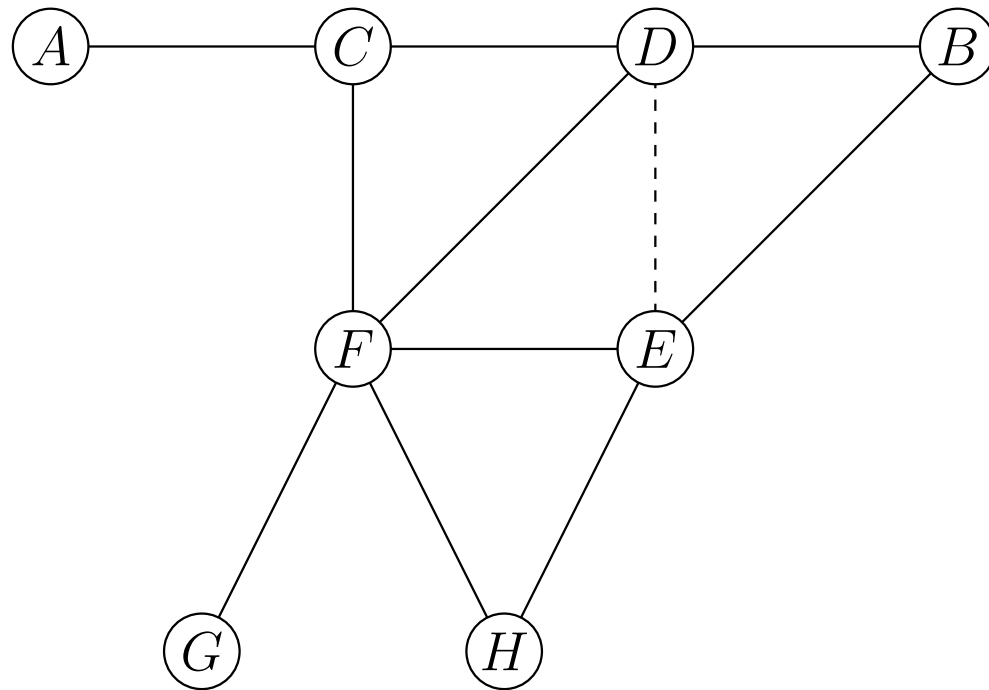


Join-Tree Construction (2)



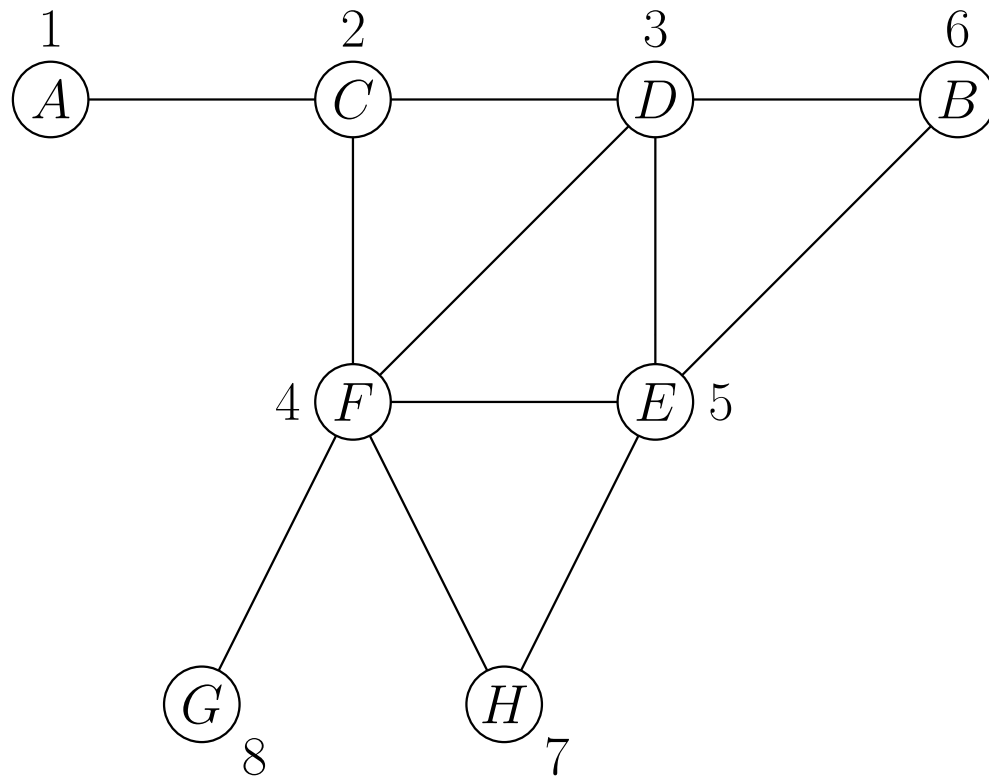
- Moral graph

Join-Tree Construction (3)



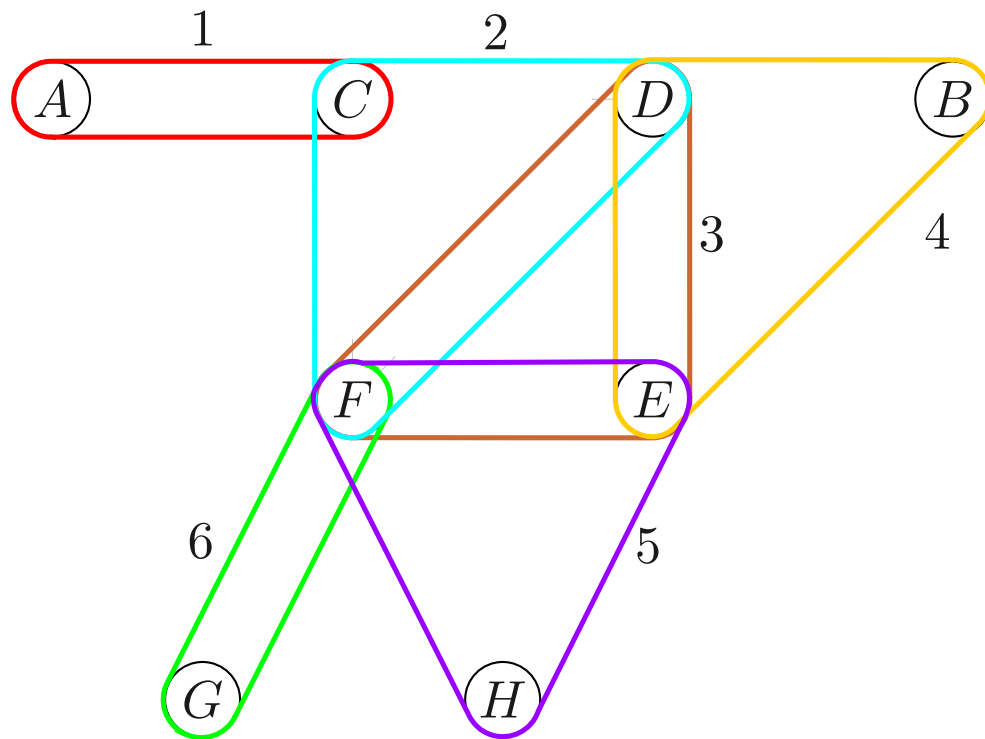
- Moral graph
- Triangulated graph

Join-Tree Construction (4)



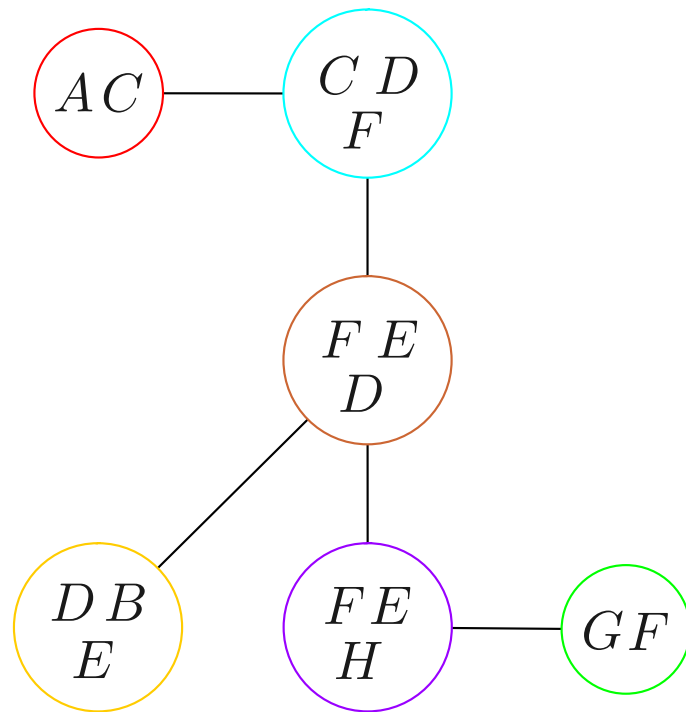
- Moral graph
- Triangulated graph
- MCS yields perfect ordering

Join-Tree Construction (5)



- Moral graph
- Triangulated graph
- MCS yields perfect ordering
- Clique order has RIP

Join-Tree Construction (6)



- Moral graph
- Triangulated graph
- MCS yields perfect ordering
- Clique order has RIP
- Form a join-tree

Two cliques can be connected if they have a non-empty intersection. The generation of the tree follows the RIP. In case of a tie, connect cliques with the largest intersection. (e. g. $DBE—FED$ instead of $DBE—CFD$) Break remaining ties arbitrarily.

Example: Expert Knowledge

- **Qualitative knowledge:**

Metastatic cancer is a possible cause of brain tumor, and is also an explanation for increased total serum calcium. In turn, either of these could explain a patient falling into a coma. Severe headache is also possibly associated with a brain tumor.

- **Special case:**

The patient has heavy headache.

- **Query:**

Will the patient fall into coma?

Example: Choice of State Space

Attribute	Possible Values
A metastatic cancer	$\text{dom}(A) = \{a_1, a_2\}$ $\cdot_1 = \text{existing}$
B increased total serum calcium	$\text{dom}(B) = \{b_1, b_2\}$ $\cdot_2 = \text{notexisting}$
C brain tumor	$\text{dom}(C) = \{c_1, c_2\}$
D coma	$\text{dom}(D) = \{d_1, d_2\}$
E severe headache	$\text{dom}(E) = \{e_1, e_2\}$

Exhaustive state space:

$$\Omega = \text{dom}(A) \times \text{dom}(B) \times \text{dom}(C) \times \text{dom}(D) \times \text{dom}(E)$$

Marginal and conditional probabilities have to be specified!

Example: Qualitative Knowledge

$$\left. \begin{array}{l} P(e_1 | c_1) = 0.8 \\ P(e_1 | c_2) = 0.6 \end{array} \right\} \text{headaches common, but more common if tumor present}$$

$$\left. \begin{array}{l} P(d_1 | b_1, c_1) = 0.8 \\ P(d_1 | b_1, c_2) = 0.8 \\ P(d_1 | b_2, c_1) = 0.8 \\ P(d_1 | b_2, c_2) = 0.05 \end{array} \right\} \text{coma rare but common, if either cause is present}$$

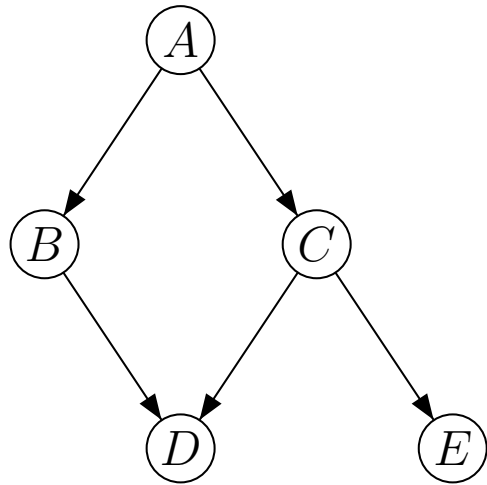
$$\left. \begin{array}{l} P(b_1 | a_1) = 0.8 \\ P(b_1 | a_2) = 0.2 \end{array} \right\} \begin{array}{l} \text{increased calcium uncommon,} \\ \text{but common consequence of metastases} \end{array}$$

$$\left. \begin{array}{l} P(c_1 | a_1) = 0.2 \\ P(c_1 | a_2) = 0.05 \end{array} \right\} \text{brain tumor rare, and uncommon consequence of metastases}$$

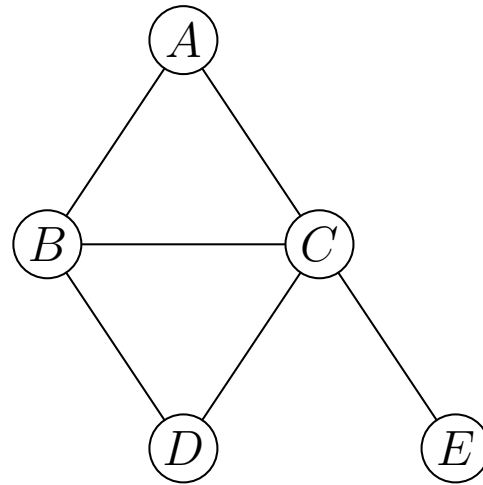
$$P(a_1) = 0.2 \quad \left. \right\} \text{incidence of metastatic cancer in relevant clinic}$$

Propagation on Cliques (1)

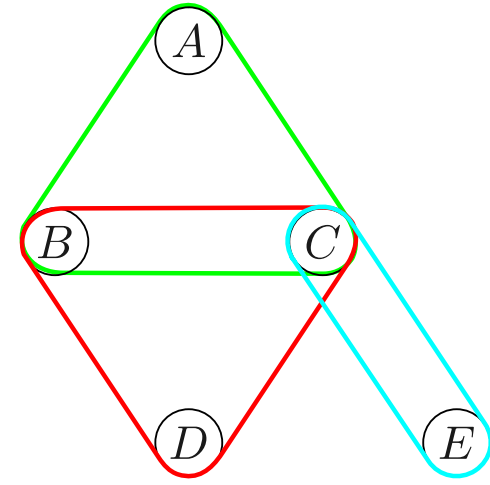
Example: Metastatic Cancer



Dependencies



Moralization/Triangulation



MCS, hyper graph



Clique tree with separator sets

Propagation on Cliques (3)

Quantitative knowledge:

(a, b, c)	$P(a, b, c)$	(b, c, d)	$P(b, c, d)$	(c, e)	$P(c, e)$
a_1, b_1, c_1	0.032	b_1, c_1, d_1	0.032	c_1, e_1	0.064
a_2, b_1, c_1	0.008	b_2, c_1, d_1	0.032	c_2, e_1	0.552
\vdots	\vdots	\vdots	\vdots	c_1, e_2	0.016
a_2, b_2, c_2	0.608	b_2, c_2, d_2	0.608	c_2, e_2	0.368

Potential representation:

$$\begin{aligned} P(A, B, C, D, E,) &= P(A | \emptyset)P(B | A)P(C | A)P(D | BC)P(E | C) \\ &= \frac{P(A, B, C)P(B, C, D), P(C, E)}{P(BC)P(C)} \end{aligned}$$

Propagation on Cliques (4)

Propagation:

- $P(d_1) = 0.32$, evidence $E = e_1$, desired: $P^*(\dots) = P(\cdot | \{e_1\})$

$$P^*(c) = P(c | e_1) \quad \text{conditional marginal distribution}$$

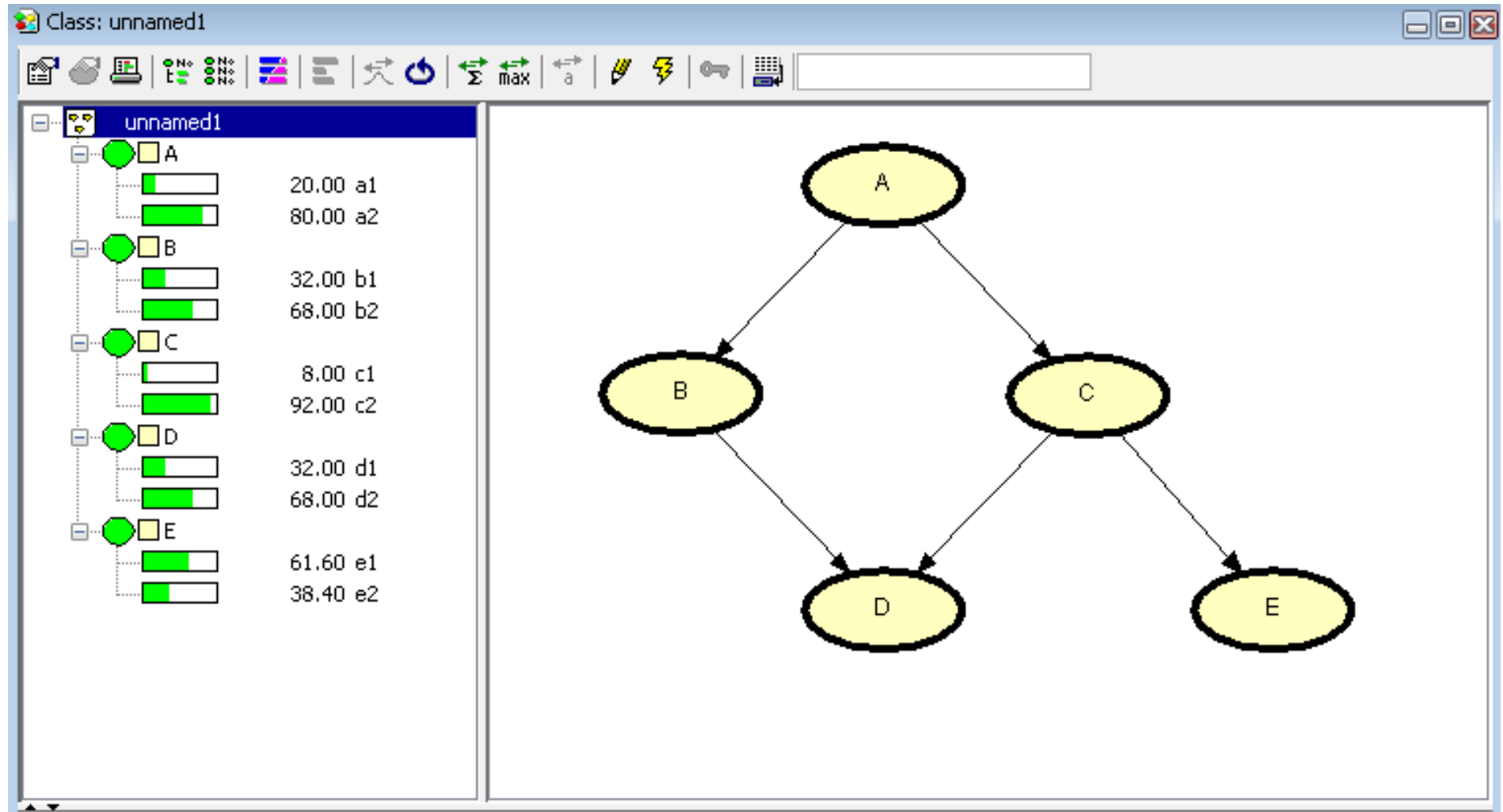
$$P^*(b, c, d) = \frac{P(b, c, d)}{P(c)} P(c | e_1) \quad \text{multipl./division with separation prob.}$$

$$P(b, c, d), P^*(b, c) \quad \text{calculate marginal distributions}$$

$$P^*(a, b, c) = \frac{P(a, b, c)}{P(b, c)} P(b, c | e_1) \quad \text{multipl./division with separation prob.}$$

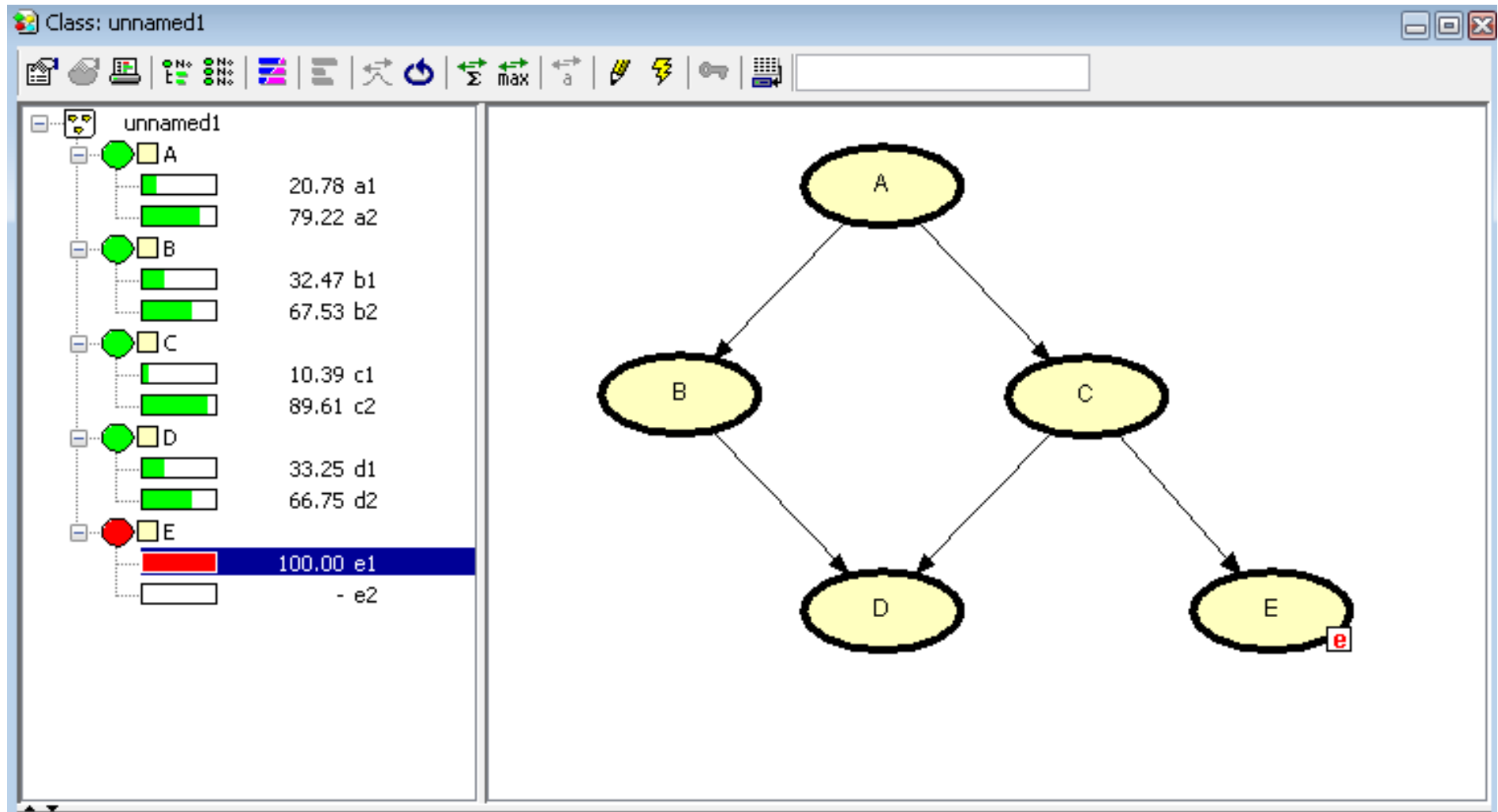
$$P^*(d_1) = P(d_1 | e_1) = 0.33$$

Propagation on Cliques (5)



Marginal distributions in the HUGIN tool.

Propagation on Cliques (6)



Conditional marginal distributions with evidence $E = e_1$

Potential Representation

Let $V = \{X_j\}$ be a set of random variables $X_j : \Omega \rightarrow \text{dom}(X_j)$ and P the joint distribution over V . Further, let

$$\{W_i \mid W_i \subseteq V, 1 \leq i \leq p\}$$

a family of subsets of V with associated functions

$$\psi_i : \prod_{X_j \in W_i} \text{dom}(X_j) \rightarrow \mathbb{R}$$

It is said that $P(V)$ *factorizes* according $(\{W_1, \dots, W_p\}, \{\psi_1, \dots, \psi_p\})$ if $P(V)$ can be written as:

$$P(v) = k \cdot \prod_{i=1}^p \psi_i(w_i)$$

where $k \in \mathbb{R}$, w_i is a realization of W_i that meets the values of v .

Example

$$V = \{A, B, C\}, W_1 = \{A, B\}, W_2 = \{B, C\}$$

$$\text{dom}(A) = \{a_1, a_2\}$$

$$\text{dom}(B) = \{b_1, b_2\}$$

$$\text{dom}(C) = \{c_1, c_2\}$$

$$P(a, b, c) = \frac{1}{8}$$



$$\psi_1 : \{a_1, a_2\} \times \{b_1, b_2\} \rightarrow \mathbb{R}$$

$$\psi_2 : \{b_1, b_2\} \times \{c_1, c_2\} \rightarrow \mathbb{R}$$

$$\psi_1(a, b) = \frac{1}{4}$$

$$\psi_2(b, c) = \frac{1}{2}$$

$(\{W_1, W_2\}, \{\psi_1, \psi_2\})$ is a potential representation of P .

Factorization of a Belief Network

Let (V, E, P) be an belief network and $\{C_1, \dots, C_p\}$ the cliques of the join tree. For every node $v \in V$ choose a clique C such that v and all of its parents are contained in C , i. e. $\{v\} \cup c(v) \subseteq C$. The chosen clique is designated as $f(v)$.

To arrive at a factorization $(\{C_1, \dots, C_p\}, \{\psi_1, \dots, \psi_p\})$ of P the factor potentials are:

$$\psi_i(c_i) = \prod_{v:f(v)=C_i} P(v \mid c(v))$$

Separator Sets and Residual Sets

Let $\{C_1, \dots, C_p\}$ be a set of cliques w. r. t. V . The sets

$$S_i = C_i \cap (C_1 \cup \dots \cup C_{i-1}), \quad i = 1, \dots, p, \quad S_1 = \emptyset$$

are called *separator sets* with their corresponding *residual sets*

$$R_i = C_i \setminus S_i$$

Decomposition w. r. t. a Join-Tree

- Given a clique ordering $\{C_1, \dots, C_p\}$ that satisfies the RIP, we can easily conclude the following separation statements:

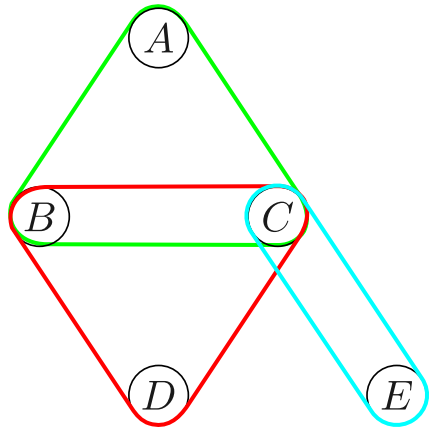
$$R_i \perp\!\!\!\perp (C_1 \cup \dots \cup C_{i-1}) \setminus S_i \mid S_i \quad \text{for } i > 1$$

- Hence, we can formulate the following factorization:

$$P(X_1, \dots, X_n) = \prod_{i=1}^p P(R_i \mid S_i),$$

which also gives us a representation in terms of conditional probabilities (as for directed graphs before).

Example



$$S_1 = \emptyset$$

$$S_2 = \{B, C\}$$

$$S_3 = \{C\}$$

$$R_1 = \{A, B, C\}$$

$$R_2 = \{D\}$$

$$R_3 = \{E\}$$

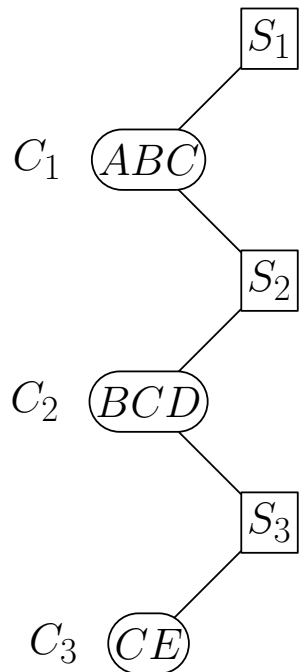
$$f(A) = C_1$$

$$f(B) = C_1$$

$$f(C) = C_1$$

$$f(D) = C_2$$

$$f(E) = C_3$$



$$\psi_1(C_1) = P(A, B, C | \emptyset) = P(A) \cdot P(C | A) \cdot P(B|A)$$

$$\psi_2(C_2) = P(D | B, C)$$

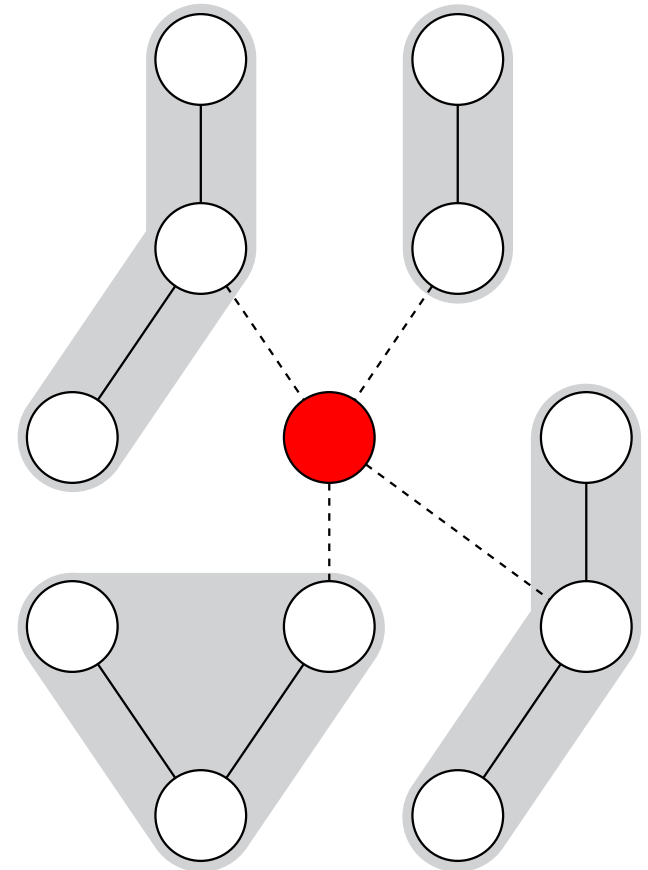
$$\psi_3(C_3) = P(E | C)$$

Propagation is accomplished by sending messages across the cliques in the tree. The emerging potentials are maintained by each clique.

Propagation in Join Trees

Main Idea

- Incorporate evidence into the clique potentials.
- Since we are dealing with a tree structure, exploit the fact that a clique “separates” all its neighboring cliques (and their respective subtrees) from each other.
- Apply a message passing scheme to inform neighboring cliques about evidence.
- Since we do not have edge directions, we will only need one type of message.
- After having updated all cliques’ potentials, we marginalize (and normalize) to get the probabilities of single attributes.



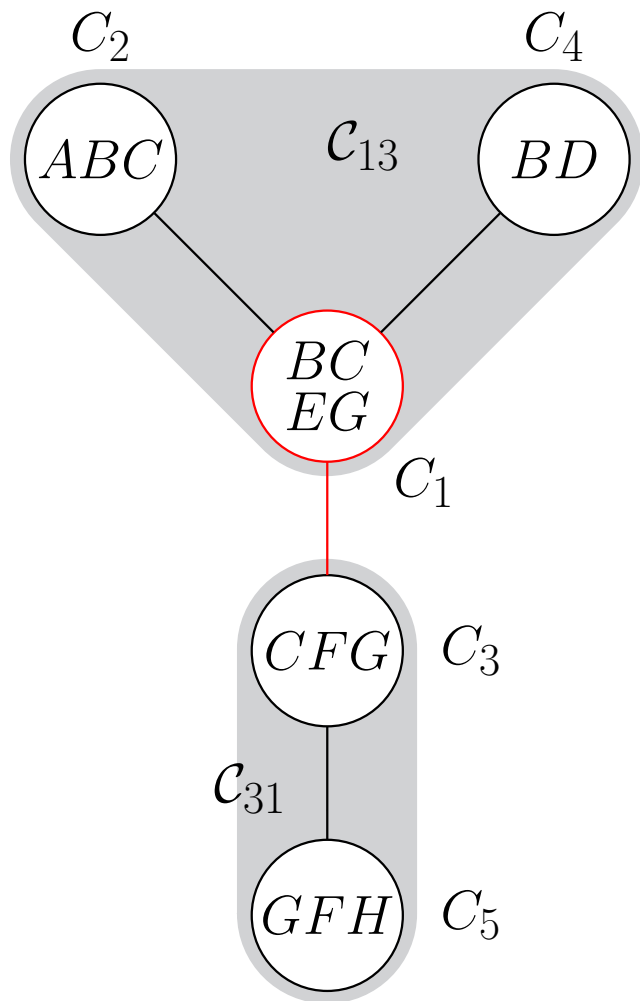
Incorporating Evidence

- Every clique C_i maintains a potential function ψ_i .
- If for an attribute E some evidence e becomes known, we alter all potential functions of cliques containing E as follows:

$$\psi_i^*(c_i) = \begin{cases} 0, & \text{if a value in } c_i \text{ is inconsistent with } e \\ \psi_i(c_i), & \text{otherwise} \end{cases}$$

- All other potential functions are unchanged.

Notation and Nomenclature

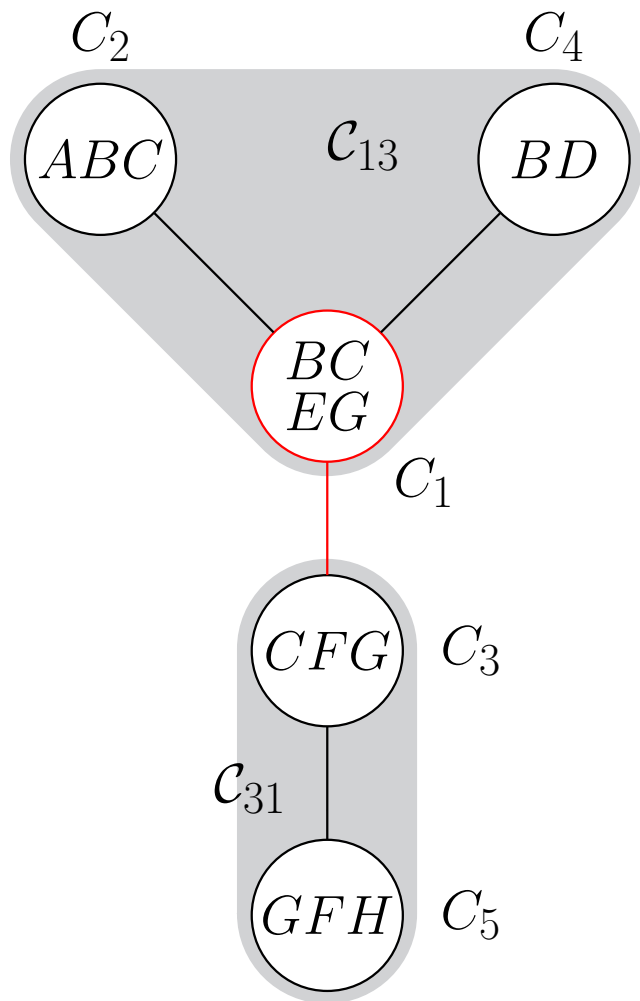


In general:

- Clique C_i has q neighboring cliques B_1, \dots, B_q .
- C_{ij} is the set of cliques in the subtree containing C_i after dropping the link to B_j .
- X_{ij} is the set of attributes in the cliques of C_{ij} .
- $V = X_{ij} \cup X_{ji}$ (complementary sets)
- $S_{ij} = S_{ji} = C_i \cap C_j$ (not shown here)
- $R_{ij} = X_{ij} \setminus S_{ij}$ (not shown here)

Here:

- Neighbors of C_1 : $\{C_2, C_4, C_3\}$, $C_{13} = \{C_1, C_2, C_4\}$
- $X_{13} = \{A, B, C, D, E, G\}$, $S_{13} = \{C, G\}$
- $V = X_{13} \cup X_{31} = \{A, B, C, D, E, F, G, H\}$
- $R_{13} = \{A, B, D, E\}$, $R_{31} = \{F, H\}$



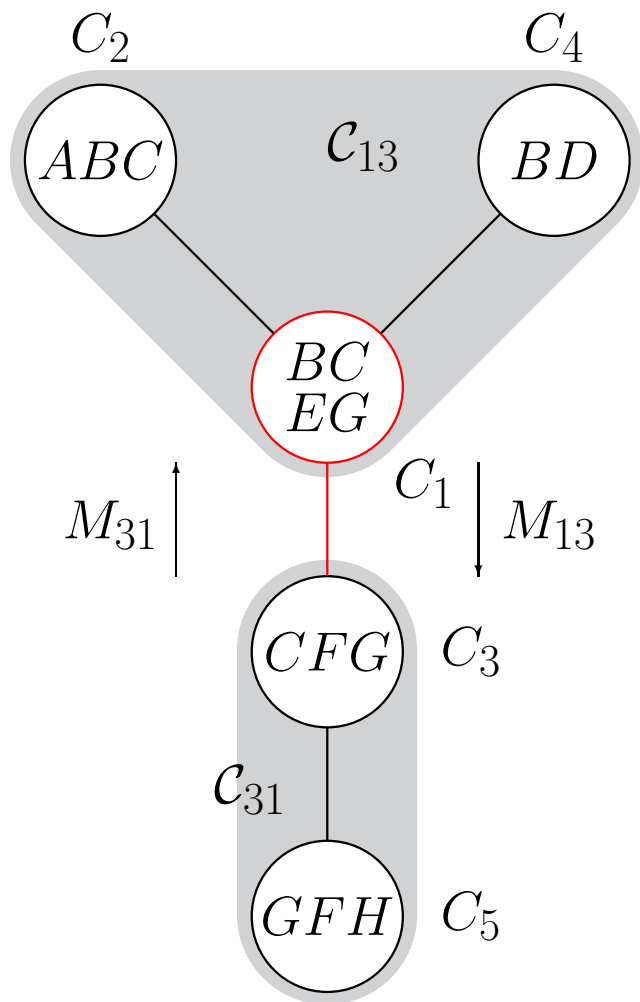
Task: Calculate $P(s_{ij})$:

$$\begin{aligned}
 V \setminus S_{ij} &= (X_{ij} \cup X_{ji}) \setminus S_{ij} \\
 &= (X_{ij} \setminus S_{ij}) \cup (X_{ji} \setminus S_{ij}) \\
 &= R_{ij} \cup R_{ji}
 \end{aligned}$$

$$\begin{aligned}
 V \setminus S_{13} &= (X_{13} \cup X_{31}) \setminus S_{13} \\
 &= R_{13} \cup R_{31}
 \end{aligned}$$

$$\begin{aligned}
 V \setminus \{C, G\} &= \{A, B, D, E\} \cup \{F, H\} \\
 &= \{A, B, D, E, F, H\}
 \end{aligned}$$

Note: R_{ij} is the set of attributes that are in C_i 's subtree but not in B_j 's. Therefore, R_{ij} and R_{ji} are always **disjoint**.



Task: Calculate $P(s_{ij})$:

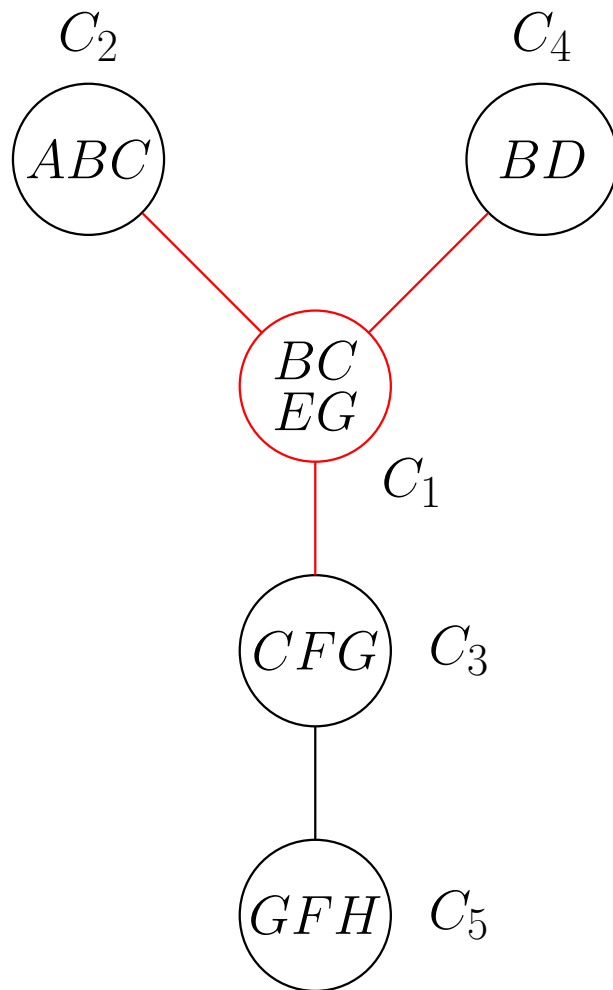
$$P(s_{ij}) = \sum_{v \setminus s_{ij}} \prod_{k=1}^m \psi_k(c_k)$$

$$\stackrel{\text{last slide}}{=} \sum_{r_{ij} \cup r_{ji}} \prod_{k=1}^m \psi_k(c_k)$$

$$\stackrel{\text{sum rule}}{=} \left(\sum_{r_{ij}} \prod_{c_k \in C_{ij}} \psi_k(c_k) \right) \cdot \left(\sum_{r_{ji}} \prod_{c_k \in C_{ji}} \psi_k(c_k) \right)$$

$$= M_{ij}(s_{ij}) \cdot M_{ji}(s_{ij})$$

M_{ij} is the message sent from C_i to neighbor B_j and vice versa.

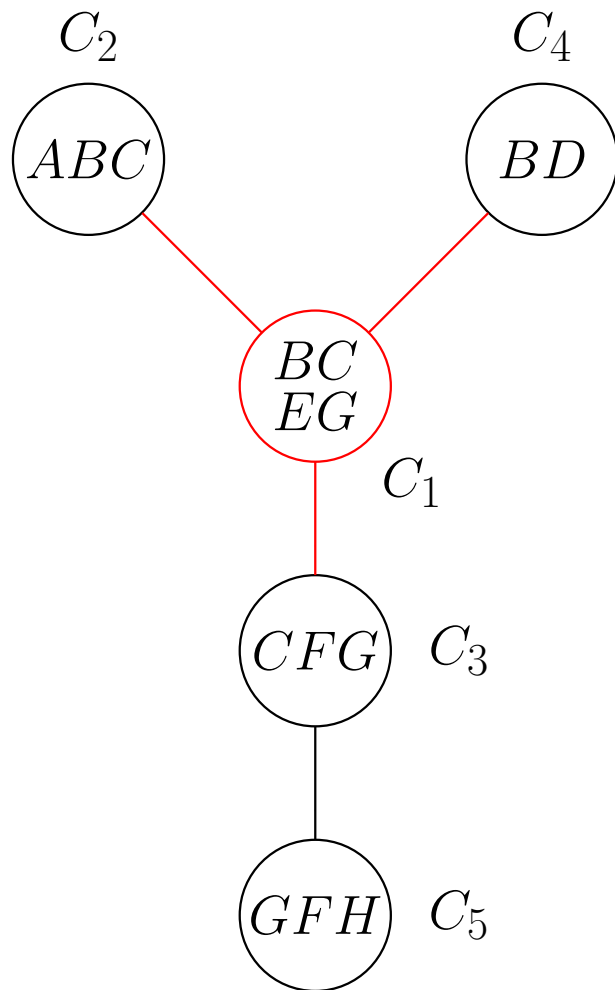


Task: Calculate $P(c_i)$:

$$\begin{aligned}
 V \setminus C_i &= \left(\bigcup_{k=1}^q X_{ki} \right) \setminus C_i \\
 &= \bigcup_{k=1}^q (X_{ki} \setminus C_i) \\
 &= \bigcup_{k=1}^q R_{ki}
 \end{aligned}$$

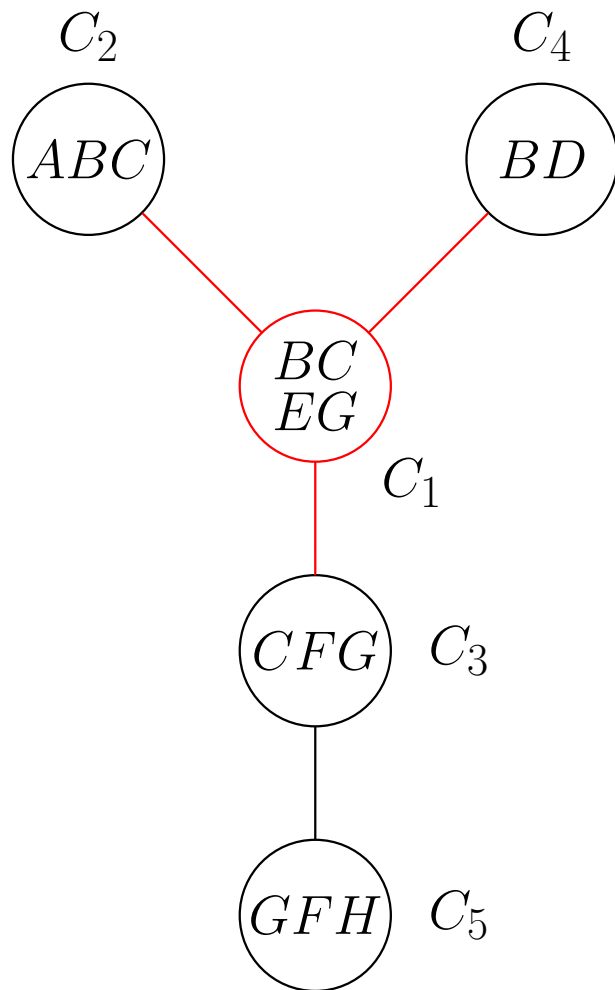
Example:

$$\begin{aligned}
 V \setminus C_1 &= R_{21} \cup R_{41} \cup R_{31} \\
 \{A, D, F, H\} &= \{A\} \cup \{D\} \cup \{F, H\}
 \end{aligned}$$



Task: Calculate $P(c_i)$:

$$\begin{aligned}
 P(c_i) &= \sum_{\underbrace{v \setminus c_i}} \underbrace{\prod_{j=1}^m \psi_j(c_j)}_{\text{Marginalization Decomposition}} \\
 &= \psi_i(c_i) \sum_{v \setminus c_i} \prod_{i \neq j} \psi_j(c_j) \\
 &= \psi_i(c_i) \sum_{r_{1i} \cup \dots \cup r_{qi}} \prod_{i \neq j} \psi_j(c_j) \\
 &= \psi_i(c_i) \underbrace{\left(\sum_{r_{1i}} \prod_{c_k \in \mathcal{C}_{1i}} \psi_k(c_k) \right)}_{M_{1i}(s_{ij})} \cdots \underbrace{\left(\sum_{r_{qi}} \prod_{c_k \in \mathcal{C}_{qi}} \psi_k(c_k) \right)}_{M_{qi}(s_{ij})} \\
 &= \psi_i(c_i) \prod_{j=1}^q M_{ji}(s_{ij})
 \end{aligned}$$



Example: $P(c_1)$:

$$P(c_1) = \psi_1(c_1)M_{21}(s_{12})M_{41}(s_{14})M_{31}(s_{13})$$

$M_{ij}(s_{ij})$ can be simplified further (without proof):

$$\begin{aligned} M_{ij}(s_{ij}) &= \sum_{r_{ij}} \prod_{c_k \in \mathcal{C}_{ij}} \psi_k(c_k) \\ &= \sum_{c_i \setminus s_{ij}} \psi_i(c_i) \prod_{k \neq j} M_{ki}(s_{ki}) \end{aligned}$$

Final Algorithm

- **Input:** Join tree (\mathcal{C}, Ψ) over set of variables V and evidence $E = e$.
- **Output:** The a-posteriori probability $P(x_i | e)$ for every non-evidential X_i .
- **Initialization:** Incorporate evidence $E = e$ into potential functions.
- **Iterations:**
 1. For every clique C_i do: For every neighbor B_j of C_i do: If C_i has received all messages from the *other* neighbors, calculate and send $M_{ij}(s_{ij})$ to B_j .
 2. Repeat step 1 until no message is calculated.
 3. Calculate the joint probability distribution for every clique:

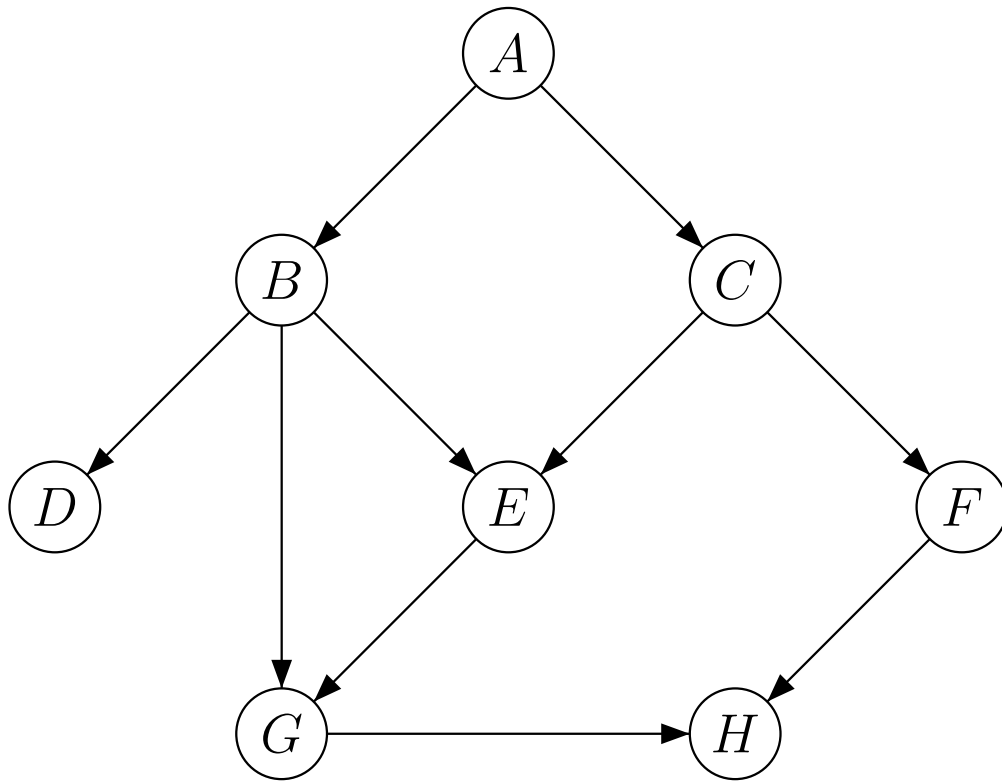
$$P(c_i) \propto \psi_i(c_i) \prod_{j=1}^q M_{ji}(s_{ij})$$

4. For every $X \in V$ calculate the a-posteriori probability:

$$P(x_i | e) = \sum_{c_k \setminus x_i} P(c_k)$$

where C_k is the smallest clique containing X_i .

Example: Putting it together

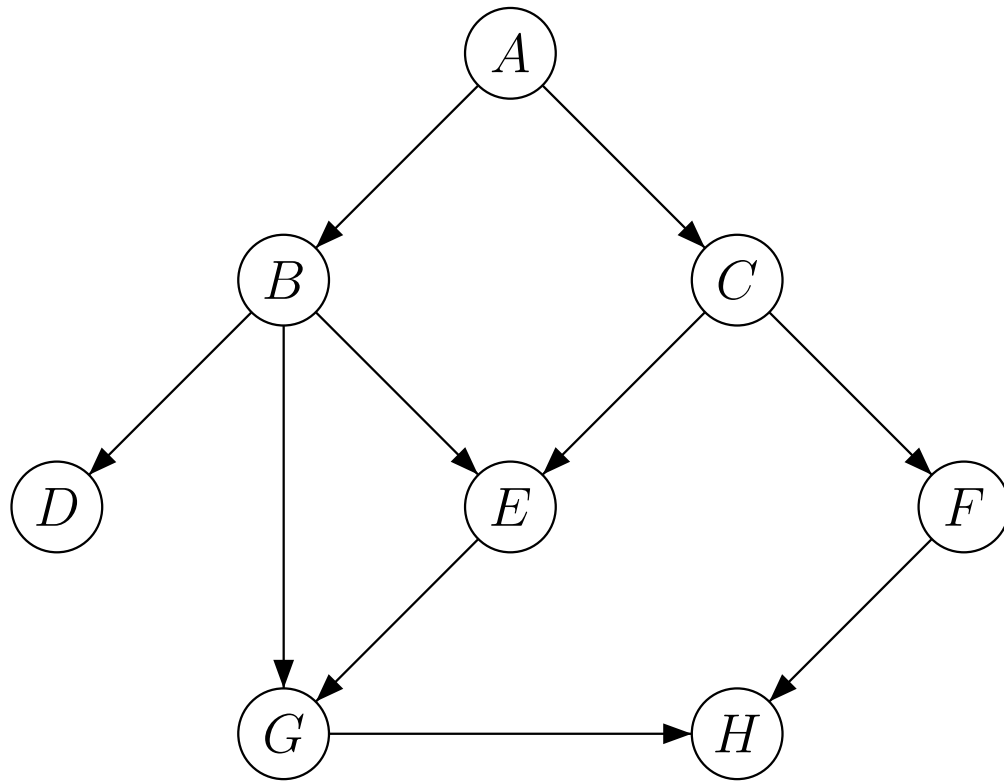


Goals: Find the marginal distributions and update them when evidence $H = h_1$ becomes known.

Steps:

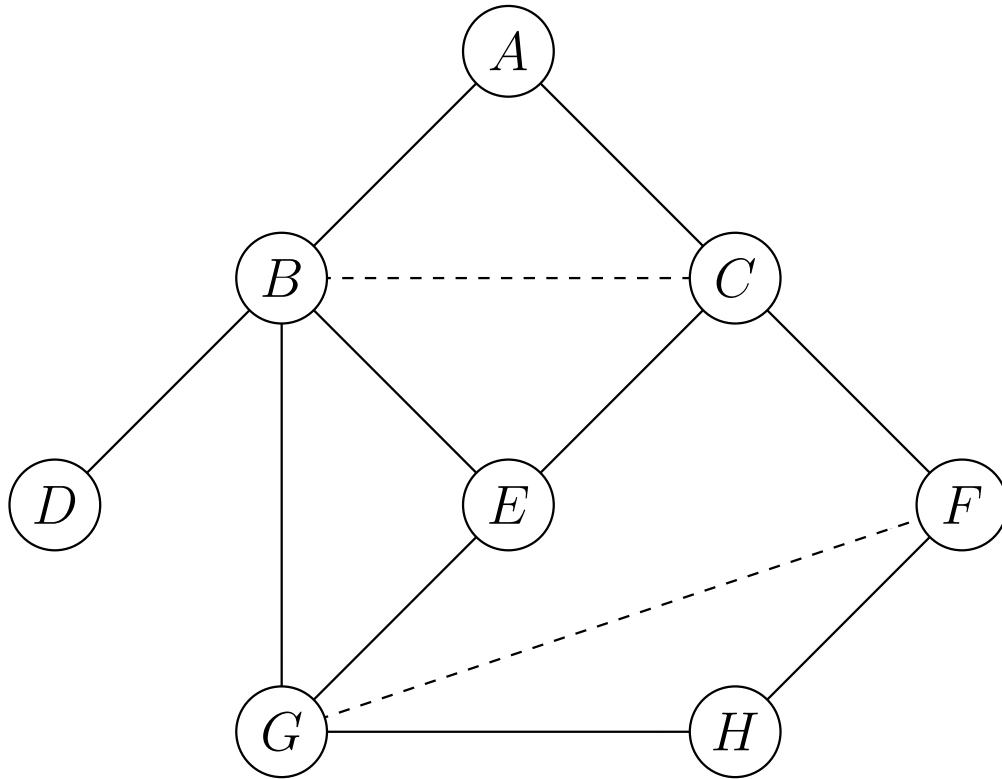
1. Transform network into join-tree.
2. Specify factor potentials.
3. Propagate “zero” evidence to obtain the marginals before evidence is present.
4. Update factor potentials w. r. t. the evidence and do another propagation run.

Example: Step 1: Find a Join-Tree



Join-Tree creation:

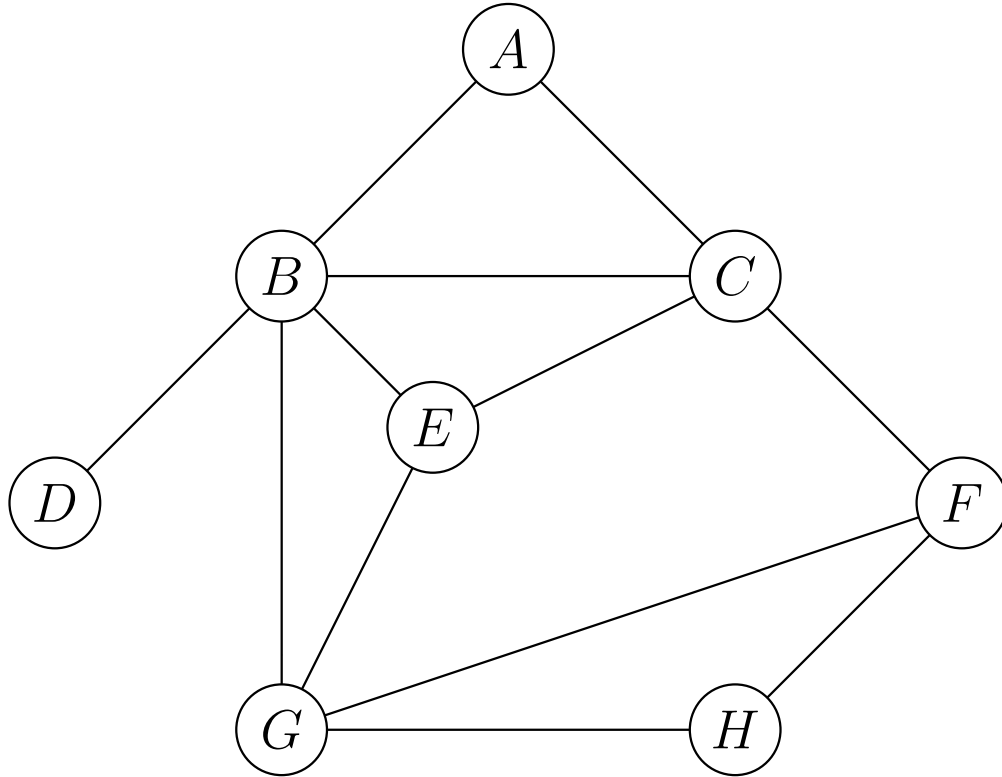
Example: Step 1: Find a Join-Tree



Join-Tree creation:

1. Moralize the graph.

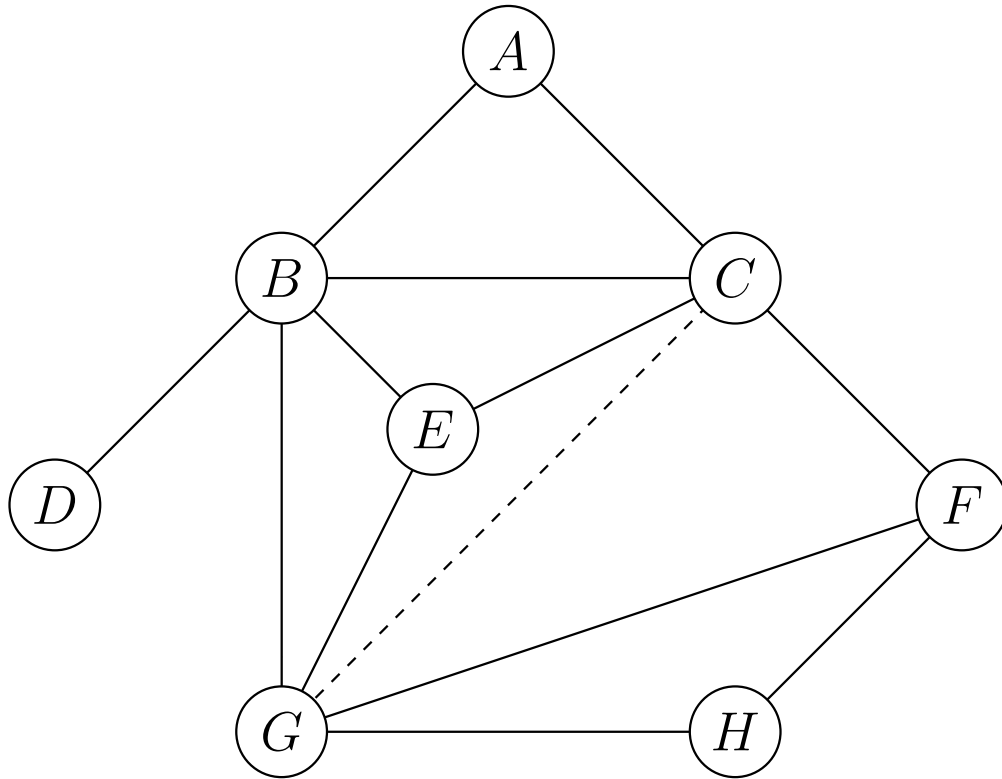
Example: Step 1: Find a Join-Tree



Join-Tree creation:

1. Moralize the graph.
2. Not yet triangulated.

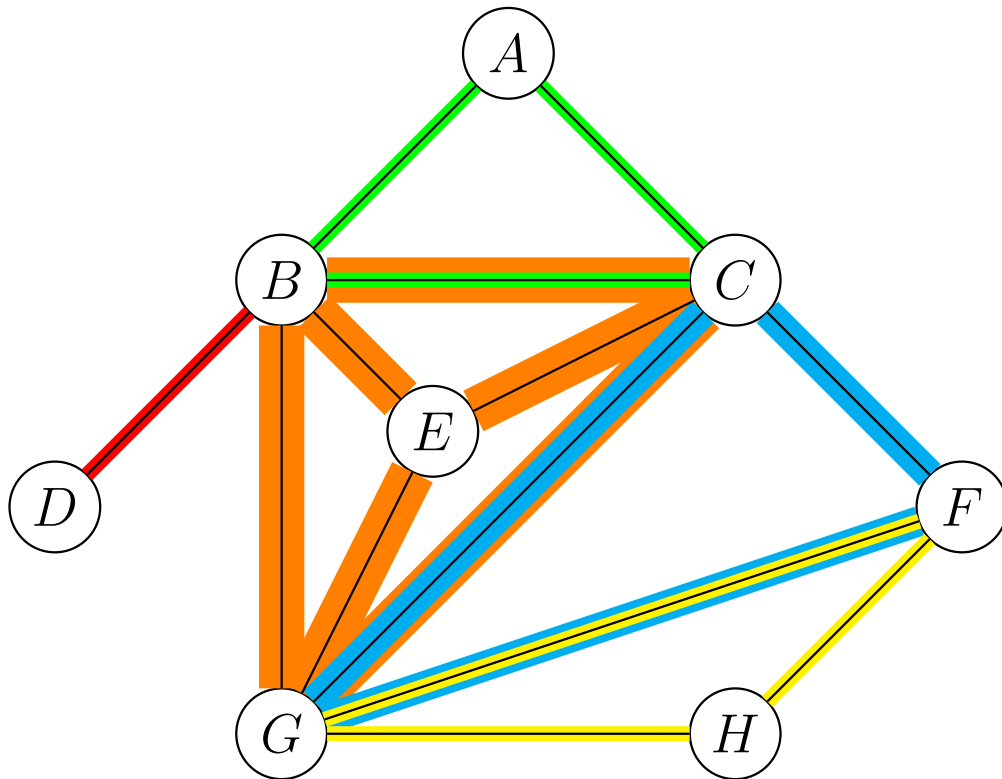
Example: Step 1: Find a Join-Tree



Join-Tree creation:

1. Moralize the graph.
2. Triangulate the graph.

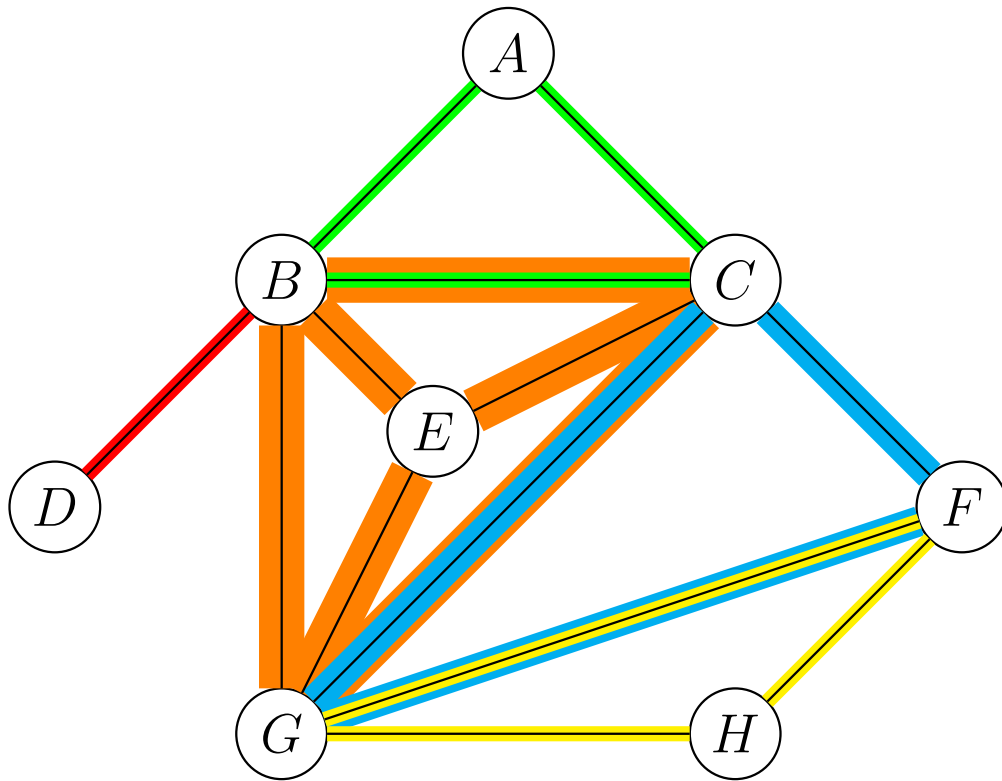
Example: Step 1: Find a Join-Tree



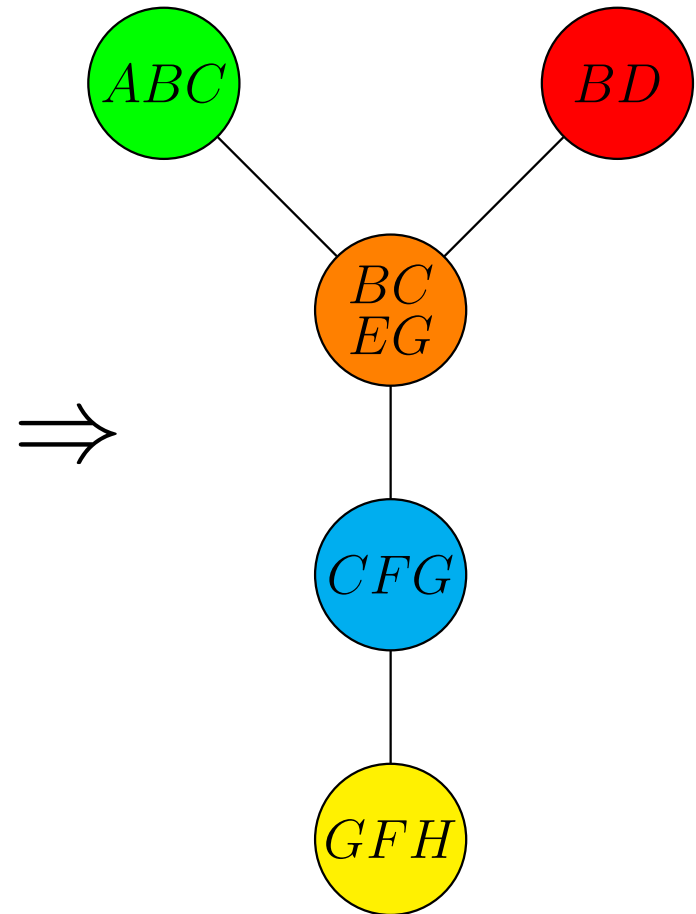
Join-Tree creation:

1. Moralize the graph.
2. Triangulate the graph.
3. Identify the maximal cliques.

Example: Step 1: Find a Join-Tree

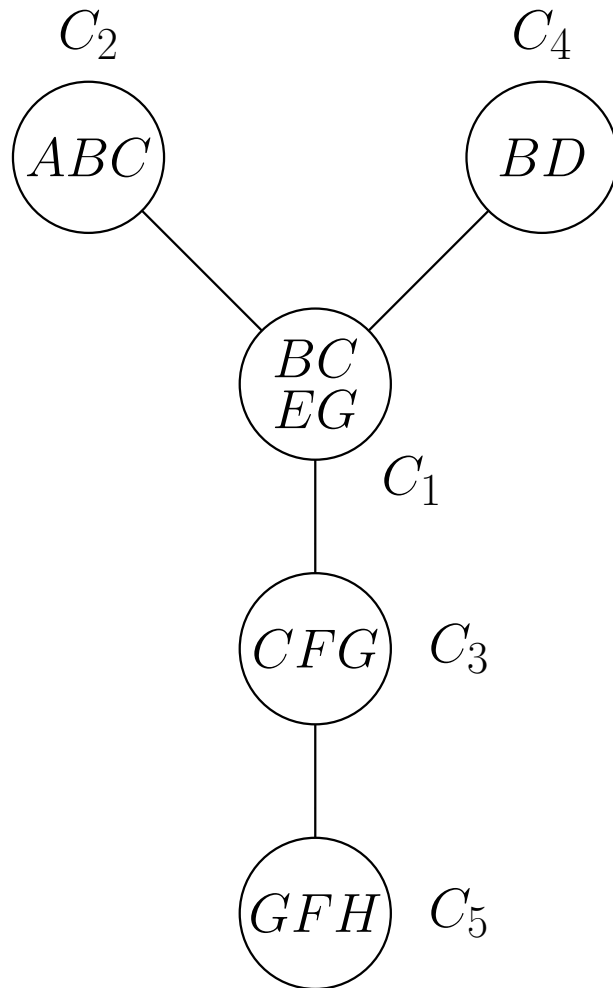


Example Bayesian network



One of the join trees

Example: Step 2: Specify the Factor Potentials



Decomposition of $P(A, B, C, D, E, F, G, H)$:

$$\begin{aligned} P(a, b, c, d, e, f, g, h) &= \prod_{i=1}^5 \Psi_i(c_i) \\ &= \Psi_1(b, c, e, g) \cdot \Psi_2(a, b, c) \\ &\quad \cdot \Psi_3(c, f, g) \cdot \Psi_4(b, d) \\ &\quad \cdot \Psi_5(g, f, h) \end{aligned}$$

Where to get the factor potentials from?

Example: Step 2: Specify the Factor Potentials

As long as the factor potentials multiply together as on the previous slide, we are free to choose them.

- **Option 1:** A factor potential of clique C_i is the product of all conditional probabilities of all node families properly contained in C_i :

$$\Psi_i(c_i) = 1 \cdot \prod_{\substack{\{X_i\} \cup Y_i \subseteq C_i \wedge \\ \text{parents}(X_i) = Y_i}} P(x_i | y_i)$$

The 1 stresses that if no node family satisfies the product condition, we assign a constant 1 to the potential.

- **Option 2:** Choose potentials from the decomposition formula:

$$P\left(\bigcup_{i=1}^n C_i\right) = \frac{\prod_{i=1}^n P(C_i)}{\prod_{j=1}^m P(S_j)}$$

Example: Step 2: Specify the Factor Potentials

- **Option 1:** Factor potentials according to the conditional distributions of the node families of the underlying Bayesian network:

$$\Psi_1(b, c, e, g) = P(e | b, c) \cdot P(g | e, b)$$

$$\Psi_2(a, b, c) = P(b | a) \cdot P(c | a) \cdot P(a)$$

$$\Psi_3(c, f, g) = P(f | c)$$

$$\Psi_4(b, d) = P(d | b)$$

$$\Psi_5(g, f, h) = P(h | g, f)$$

(This assignment of factor potentials is used in this example.)

- **Option 2:** Factor potentials chosen from the join-tree decomposition:

$$\Psi_1(b, c, e, g) = P(b, e | c, g)$$

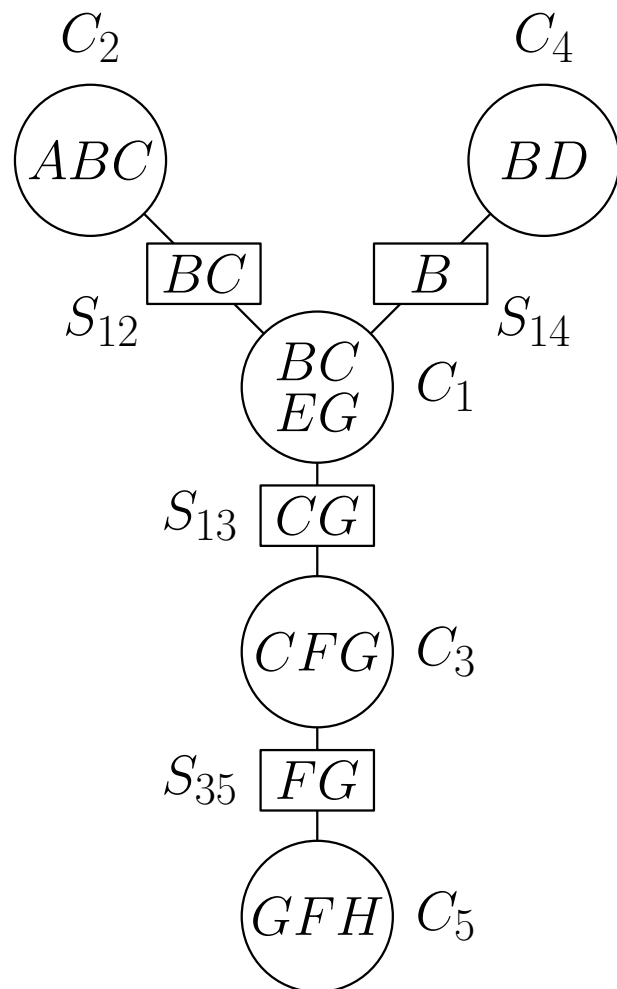
$$\Psi_2(a, b, c) = P(a | b, c)$$

$$\Psi_3(c, f, g) = P(c | f, g)$$

$$\Psi_4(b, d) = P(d | b)$$

$$\Psi_5(g, f, h) = P(h, g, f)$$

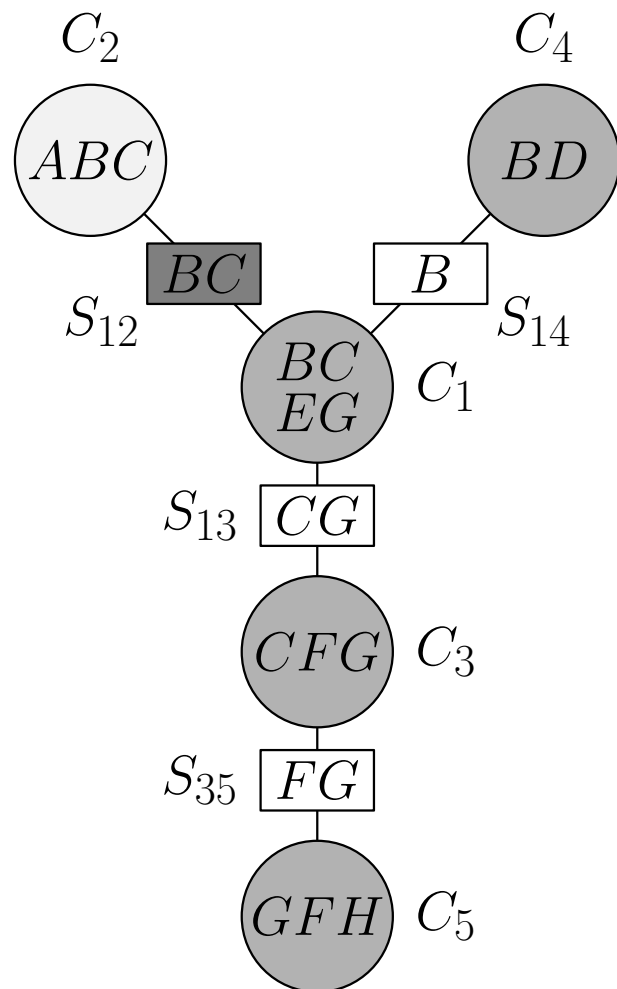
Example: Closer Look on Option 2: Separation in a Join-Tree



Encoded independence statements:

Given any separator, the variables in the cliques on one side become independent of the variables in the cliques on the other side.

Example: Closer Look on Option 2: Separation in a Join-Tree

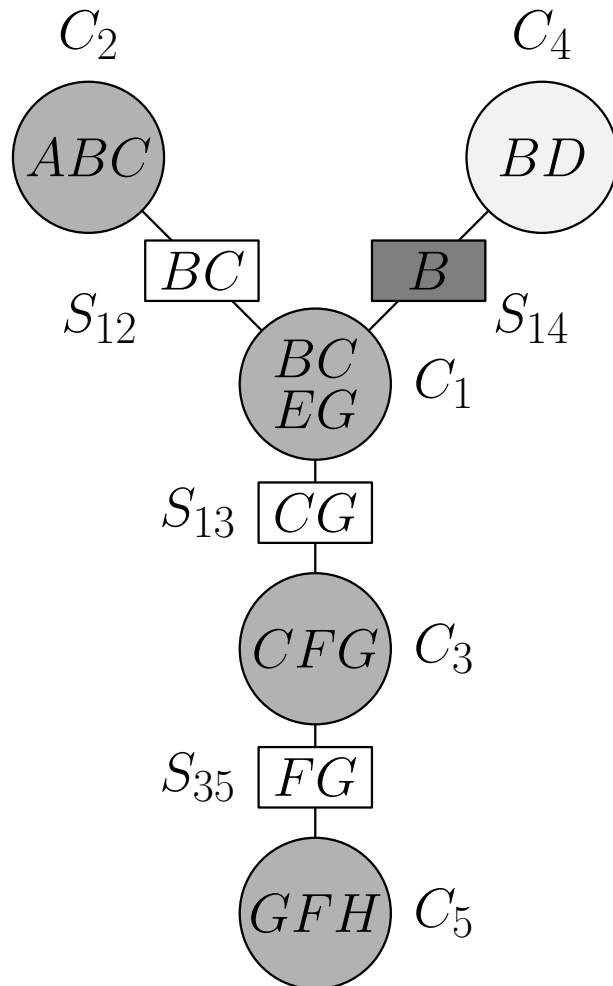


Encoded independence statements:

Given any separator, the variables in the cliques on one side become independent of the variables in the cliques on the other side.

$$A \perp\!\!\!\perp D, E, F, G, H \mid B, C$$

Example: Closer Look on Option 2: Separation in a Join-Tree



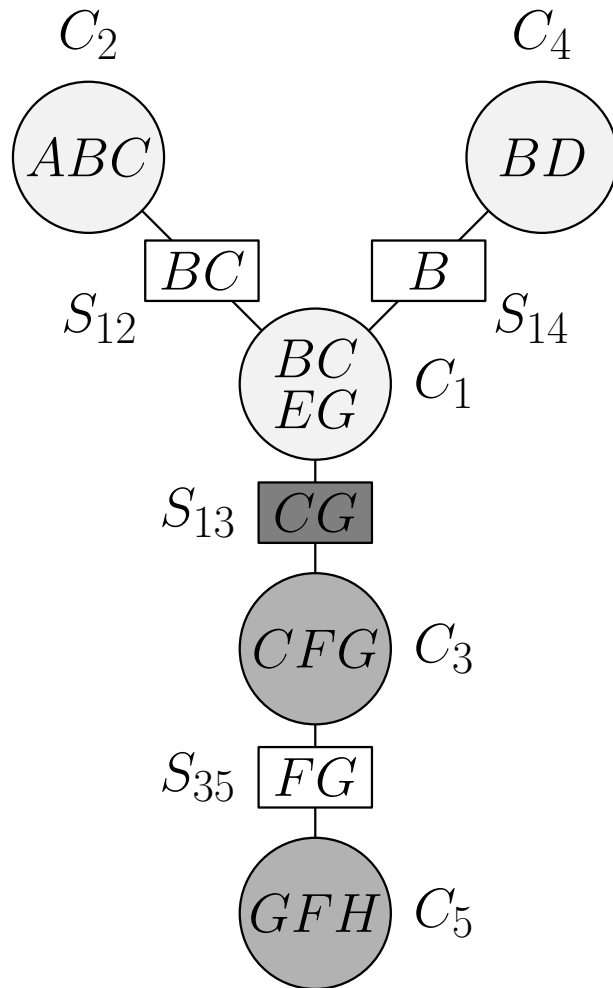
Encoded independence statements:

Given any separator, the variables in the cliques on one side become independent of the variables in the cliques on the other side.

$$A \perp\!\!\!\perp D, E, F, G, H \mid B, C$$

$$D \perp\!\!\!\perp A, C, E, F, G, H \mid B$$

Example: Closer Look on Option 2: Separation in a Join-Tree



Encoded independence statements:

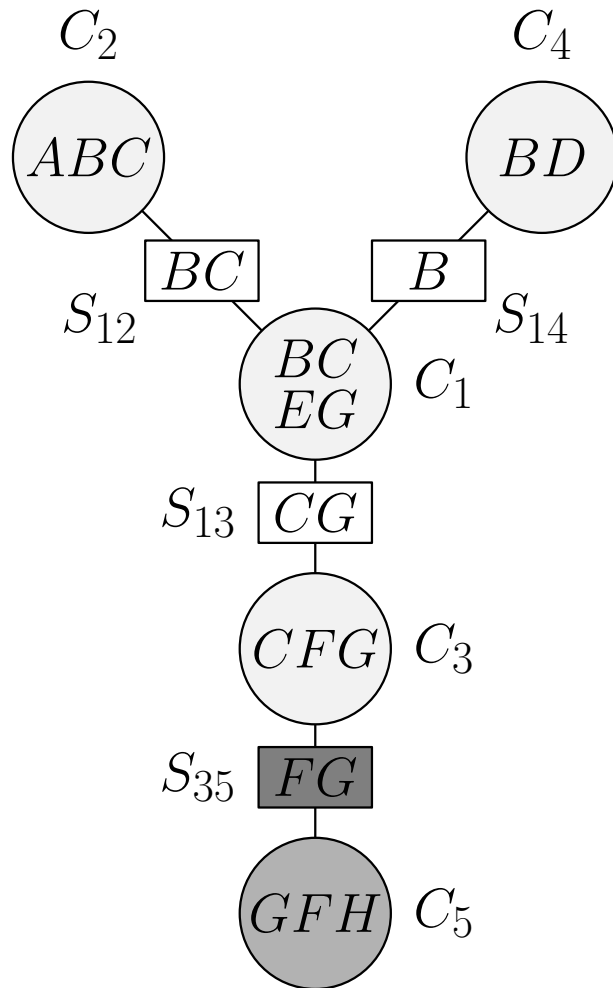
Given any separator, the variables in the cliques on one side become independent of the variables in the cliques on the other side.

$$A \perp\!\!\!\perp D, E, F, G, H \mid B, C$$

$$D \perp\!\!\!\perp A, C, E, F, G, H \mid B$$

$$A, B, E, D \perp\!\!\!\perp F, H \mid G, C$$

Example: Closer Look on Option 2: Separation in a Join-Tree



Encoded independence statements:

Given any separator, the variables in the cliques on one side become independent of the variables in the cliques on the other side.

$$A \perp\!\!\!\perp D, E, F, G, H \mid B, C$$

$$D \perp\!\!\!\perp A, C, E, F, G, H \mid B$$

$$A, B, E, D \perp\!\!\!\perp F, H \mid G, C$$

$$H \perp\!\!\!\perp A, B, C, D, E \mid F, G$$

Example: Closer Look on Option 2: Decomposition

The four separation statements translate into the following independence statements:

$$\begin{aligned} A \perp\!\!\!\perp D, E, F, G, H \mid B, C &\Leftrightarrow P(A \mid B, C, D, E, F, G, H) = P(A \mid B, C) \\ D \perp\!\!\!\perp A, C, E, F, G, H \mid B &\Rightarrow P(D \mid B, C, E, F, G, H) = P(D \mid B) \\ A, B, E, D \perp\!\!\!\perp F, H \mid G, C &\Rightarrow P(B, E \mid G, C, F, H) = P(B, E \mid G, C) \\ H \perp\!\!\!\perp A, B, C, D, E \mid F, G &\Rightarrow P(C \mid F, G, H) = P(C \mid F, G) \end{aligned}$$

According to the chain rule we always have the following relation:

$$\begin{aligned} P(A, B, C, D, E, F, G, H) &= P(A \mid B, C, D, E, F, G, H) \cdot \\ &P(D \mid B, C, E, F, G, H) \cdot \\ &P(B, E \mid C, F, G, H) \cdot \\ &P(C \mid F, G, H) \cdot \\ &P(F, G, H) \end{aligned}$$

Example: Closer Look on Option 2: Decomposition

The four separation statements translate into the following independence statements:

$$\begin{aligned} A \perp\!\!\!\perp D, E, F, G, H \mid B, C &\Leftrightarrow P(A \mid B, C, D, E, F, G, H) = P(A \mid B, C) \\ D \perp\!\!\!\perp A, C, E, F, G, H \mid B &\Rightarrow P(D \mid B, C, E, F, G, H) = P(D \mid B) \\ A, B, E, D \perp\!\!\!\perp F, H \mid G, C &\Rightarrow P(B, E \mid G, C, F, H) = P(B, E \mid G, C) \\ H \perp\!\!\!\perp A, B, C, D, E \mid F, G &\Rightarrow P(C \mid F, G, H) = P(C \mid F, G) \end{aligned}$$

Exploiting the above independencies yields:

$$\begin{aligned} P(A, B, C, D, E, F, G, H) &= P(A \mid B, C) \cdot \\ &\quad P(D \mid B) \cdot \\ &\quad P(B, E \mid C, G) \cdot \\ &\quad P(C \mid F, G) \cdot \\ &\quad P(F, G, H) \end{aligned}$$

Example: Closer Look on Option 2: Decomposition

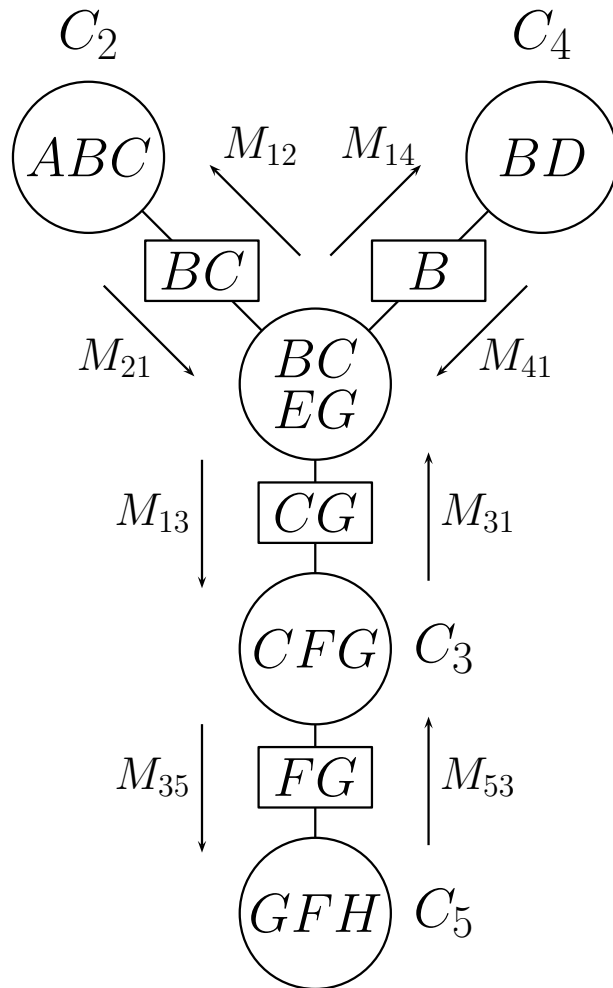
The four separation statements translate into the following independence statements:

$$\begin{aligned}A \perp\!\!\!\perp D, E, F, G, H \mid B, C &\Leftrightarrow P(A \mid B, C, D, E, F, G, H) = P(A \mid B, C) \\D \perp\!\!\!\perp A, C, E, F, G, H \mid B &\Rightarrow P(D \mid B, C, E, F, G, H) = P(D \mid B) \\A, B, E, D \perp\!\!\!\perp F, H \mid G, C &\Rightarrow P(B, E \mid G, C, F, H) = P(B, E \mid G, C) \\H \perp\!\!\!\perp A, B, C, D, E \mid F, G &\Rightarrow P(C \mid F, G, H) = P(C \mid F, G)\end{aligned}$$

Getting rid of the conditions results in the final decomposition equation:

$$\begin{aligned}P(A, B, C, D, E, F, G, H) &= P(A \mid B, C)P(D \mid B)P(B, E \mid C, G)P(C \mid F, G)P(F, G, H) \\&= \frac{P(A, B, C)P(D, B)P(B, E, C, G)P(C, F, G)P(F, G, H)}{P(B, C)P(B)P(C, G)P(F, G)} \\&= \frac{P(C_1)P(C_2)P(C_3)P(C_4)P(C_5)}{P(S_{12})P(S_{14})P(S_{13})P(S_{35})}\end{aligned}$$

Example: Step 3: Messages to be sent for Propagation



- According to the join-tree propagation algorithm, the probability distributions of all clique instantiations c_i is calculated as follows:

$$P(c_i) \propto \Psi_i(c_i) \prod_{j=1}^q M_{ji}(s_{ij})$$

- Spelt out for our example, we get:

$$P(c_1) = P(b, c, e, g) = \Psi_1(b, c, e, g) \cdot M_{21}(b, c) \cdot M_{31}(c, g) \cdot M_{41}(b)$$

$$P(c_2) = P(a, b, c) \propto \Psi_2(a, b, c) \cdot M_{12}(b, c)$$

$$P(c_3) = P(c, f, g) \propto \Psi_3(c, f, g) \cdot M_{13}(c, g) \cdot M_{53}(f, g)$$

$$P(c_4) = P(b, d) \propto \Psi_4(b, d) \cdot M_{14}(b)$$

$$P(c_5) = P(f, g, h) \propto \Psi_5(f, g, h) \cdot M_{35}(f, g)$$

- The \propto -symbol indicates that the right-hand side may not add up to one. In that case we just normalize.

Example: Step 3: Message Computation Order

- The structure of the join-tree imposes a partial ordering according to which the messages need to be computed:

$$M_{41}(b) = \sum_d \Psi_4(b, d)$$

$$M_{53}(f, g) = \sum_h \Psi_5(f, g, h)$$

$$M_{21}(b, c) = \sum_a \Psi_2(a, b, c)$$

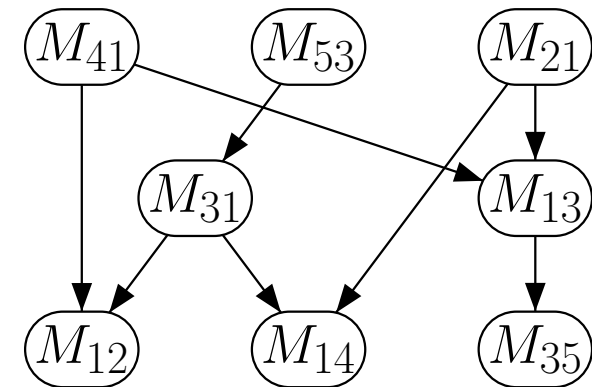
$$M_{31}(c, g) = \sum_f \Psi_3(c, f, g) M_{53}(f, g)$$

$$M_{13}(c, g) = \sum_{b,e} \Psi_1(b, c, e, g) M_{21}(b, c) M_{41}(b)$$

$$M_{12}(b, c) = \sum_{e,g} \Psi_2(b, c, e, g) M_{31}(c, g) M_{41}(b)$$

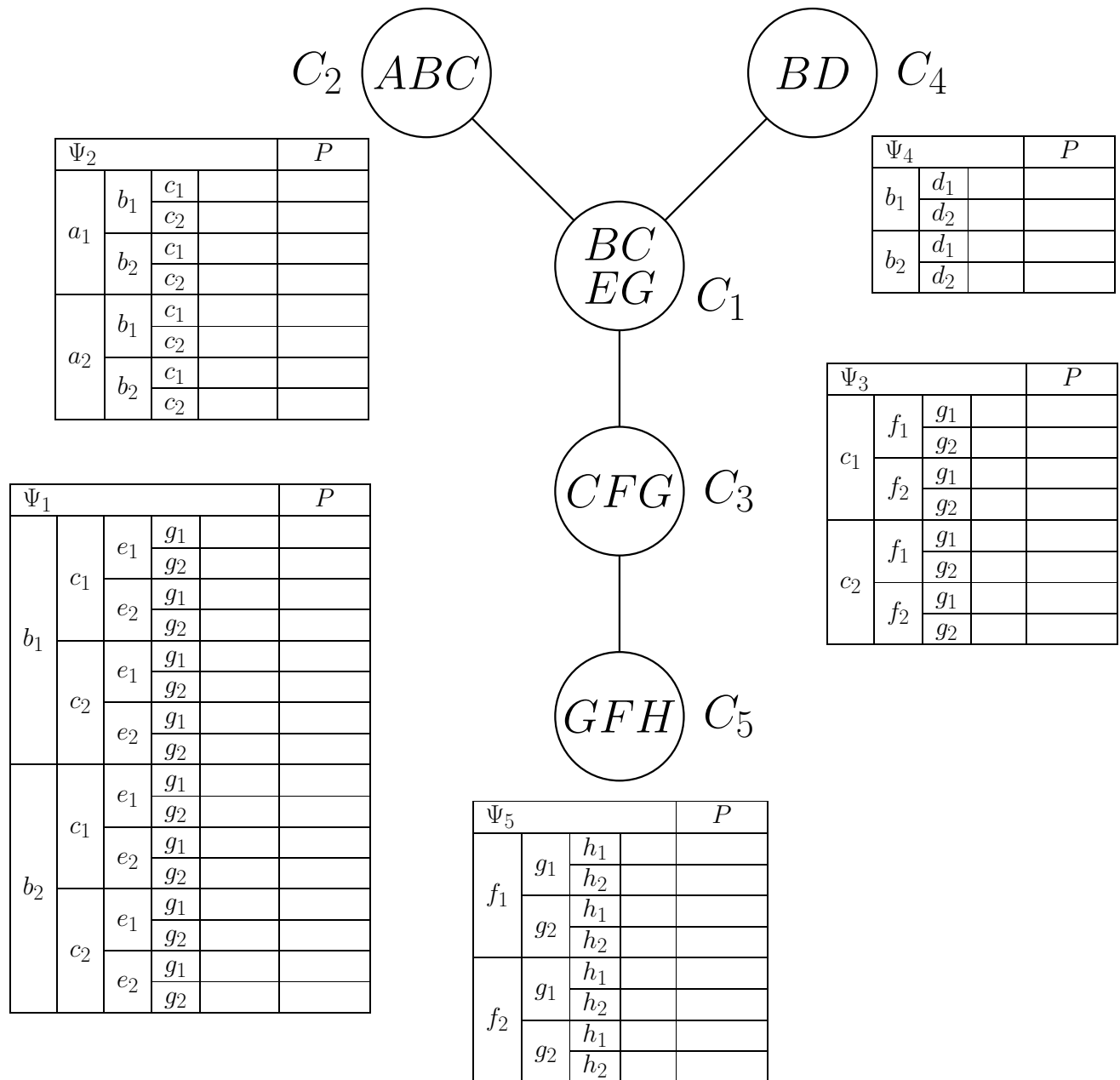
$$M_{14}(b) = \sum_{c,e,g} \Psi_1(b, c, e, g) M_{21}(b, c) M_{31}(c, g)$$

$$M_{35}(f, g) = \sum_c \Psi_3(c, f, g) M_{13}(c, g)$$

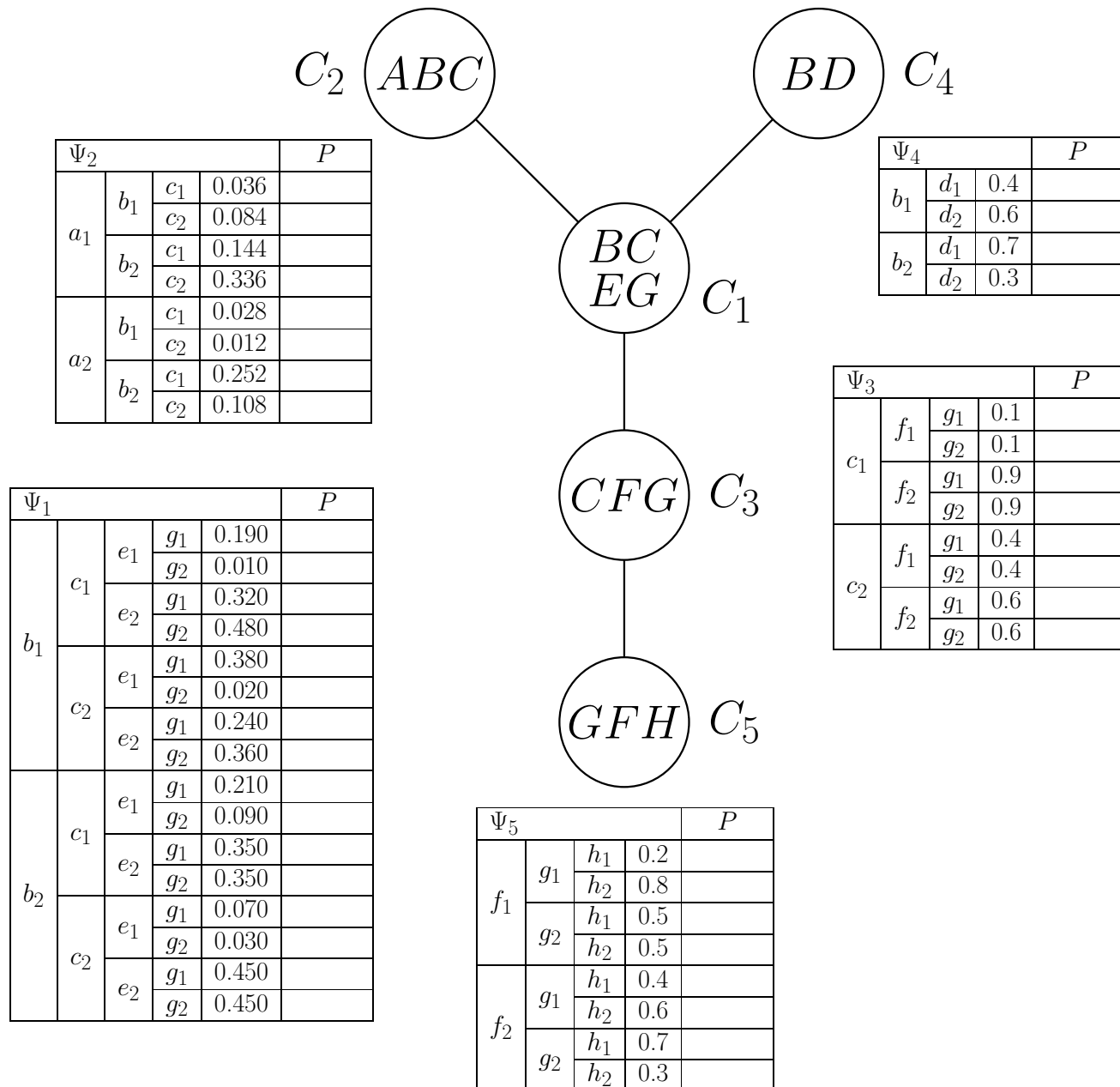


Arrows represent is-needed-for relations. Messages on the same level can be computed in any order. Messages are computed level-wise from top to bottom.

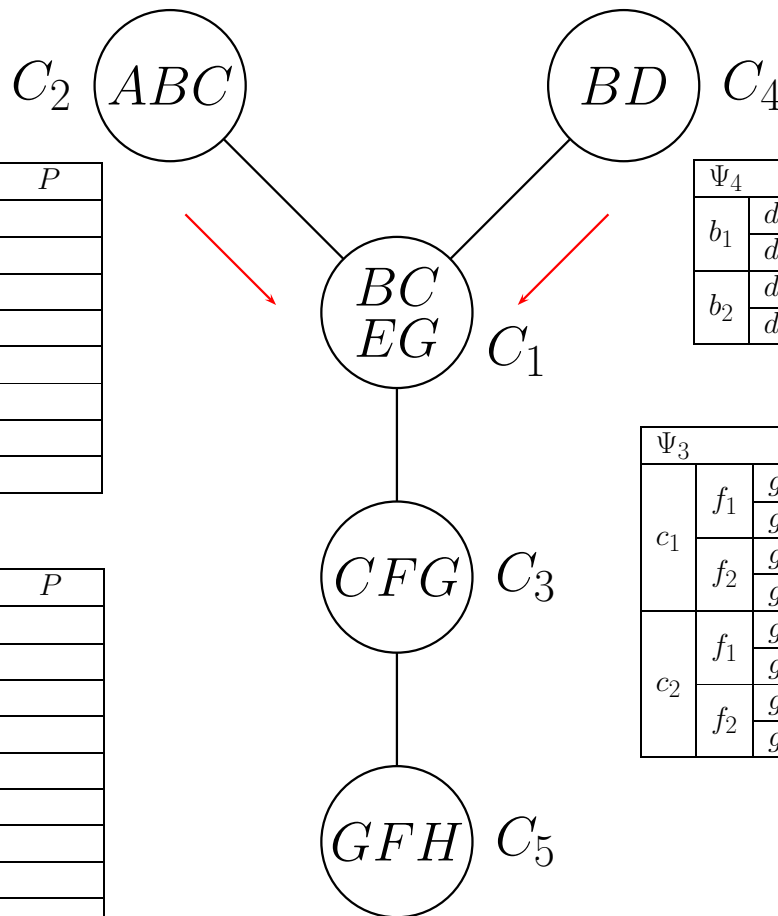
Example: Step 3: Initialization (Potential Layouts)



Example: Step 3: Initialization (Potential Values)



Example: Step 3: Initialization (Sending Messages)



Ψ_2				P
a_1	b_1	c_1	0.036	
		c_2	0.084	
	b_2	c_1	0.144	
		c_2	0.336	
a_2	b_1	c_1	0.028	
		c_2	0.012	
	b_2	c_1	0.252	
		c_2	0.108	

Ψ_4			P
b_1	d_1	0.4	
	d_2	0.6	
b_2	d_1	0.7	
	d_2	0.3	

Ψ_3				P
c_1	f_1	g_1	0.1	
		g_2	0.1	
	f_2	g_1	0.9	
		g_2	0.9	
c_2	f_1	g_1	0.4	
		g_2	0.4	
	f_2	g_1	0.6	
		g_2	0.6	

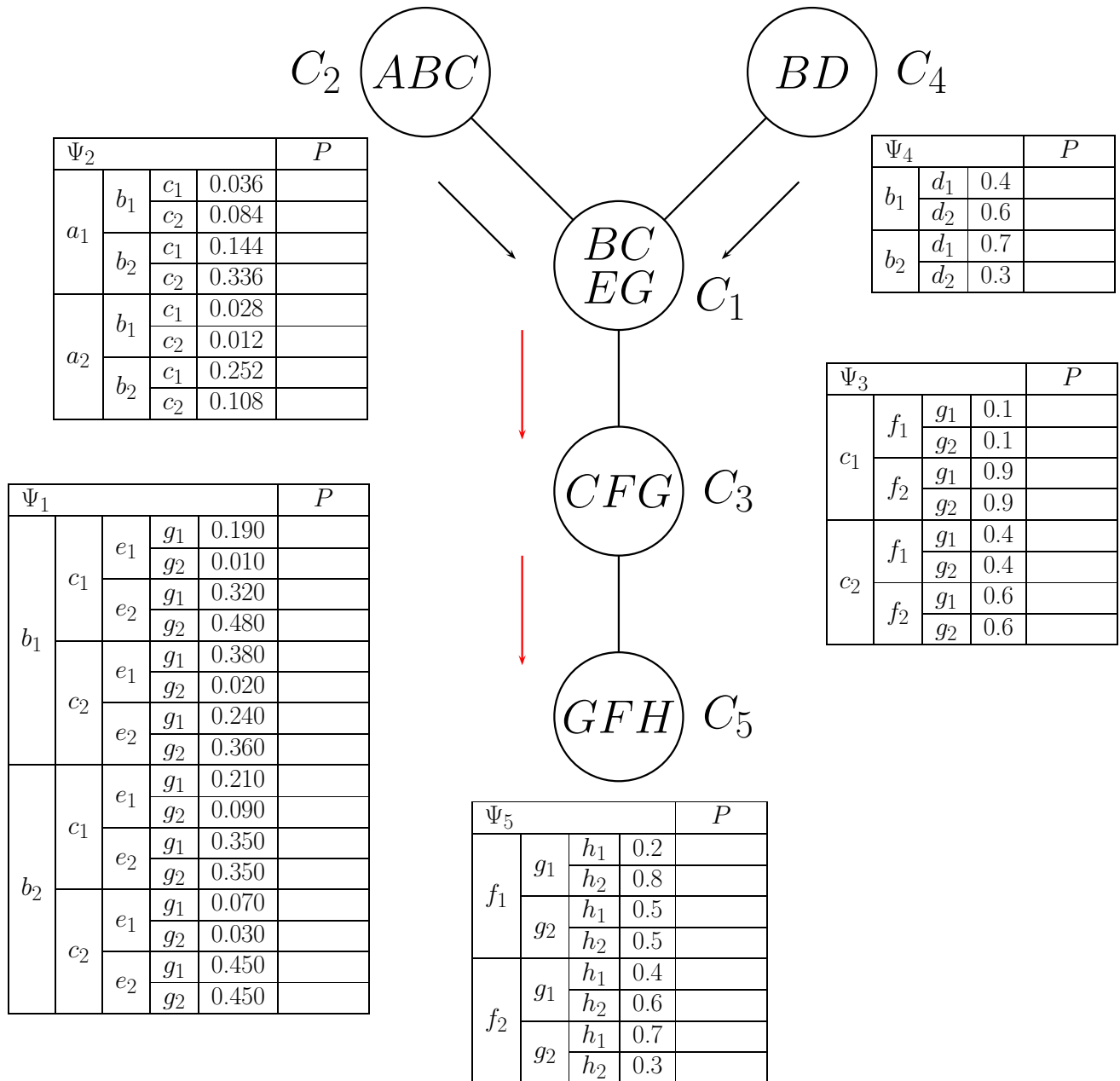
Ψ_1					P
b_1	c_1	e_1	g_1	0.190	
			g_2	0.010	
		e_2	g_1	0.320	
			g_2	0.480	
	c_2	e_1	g_1	0.380	
			g_2	0.020	
		e_2	g_1	0.240	
			g_2	0.360	
b_2	c_1	e_1	g_1	0.210	
			g_2	0.090	
		e_2	g_1	0.350	
			g_2	0.350	
	c_2	e_1	g_1	0.070	
			g_2	0.030	
		e_2	g_1	0.450	
			g_2	0.450	

Ψ_5				P
f_1	g_1	h_1	0.2	
		h_2	0.8	
	g_2	h_1	0.5	
		h_2	0.5	
f_2	g_1	h_1	0.4	
		h_2	0.6	
	g_2	h_1	0.7	
		h_2	0.3	

$$M_{21} = (b_{1,c_1} \ b_{1,c_2} \ b_{2,c_1} \ b_{2,c_2}) = (0.06, 0.10, 0.40, 0.44)$$

$$M_{41} = (b_1 \ b_2) = (1, 1)$$

Example: Step 3: Initialization (Sending Messages)



$$M_{21} = (b_{1,c_1} \ b_{1,c_2} \ b_{2,c_1} \ b_{2,c_2})$$

$$= (0.06, 0.10, 0.40, 0.44)$$

$$M_{41} = (b_1 \ b_2)$$

$$= (1, 1)$$

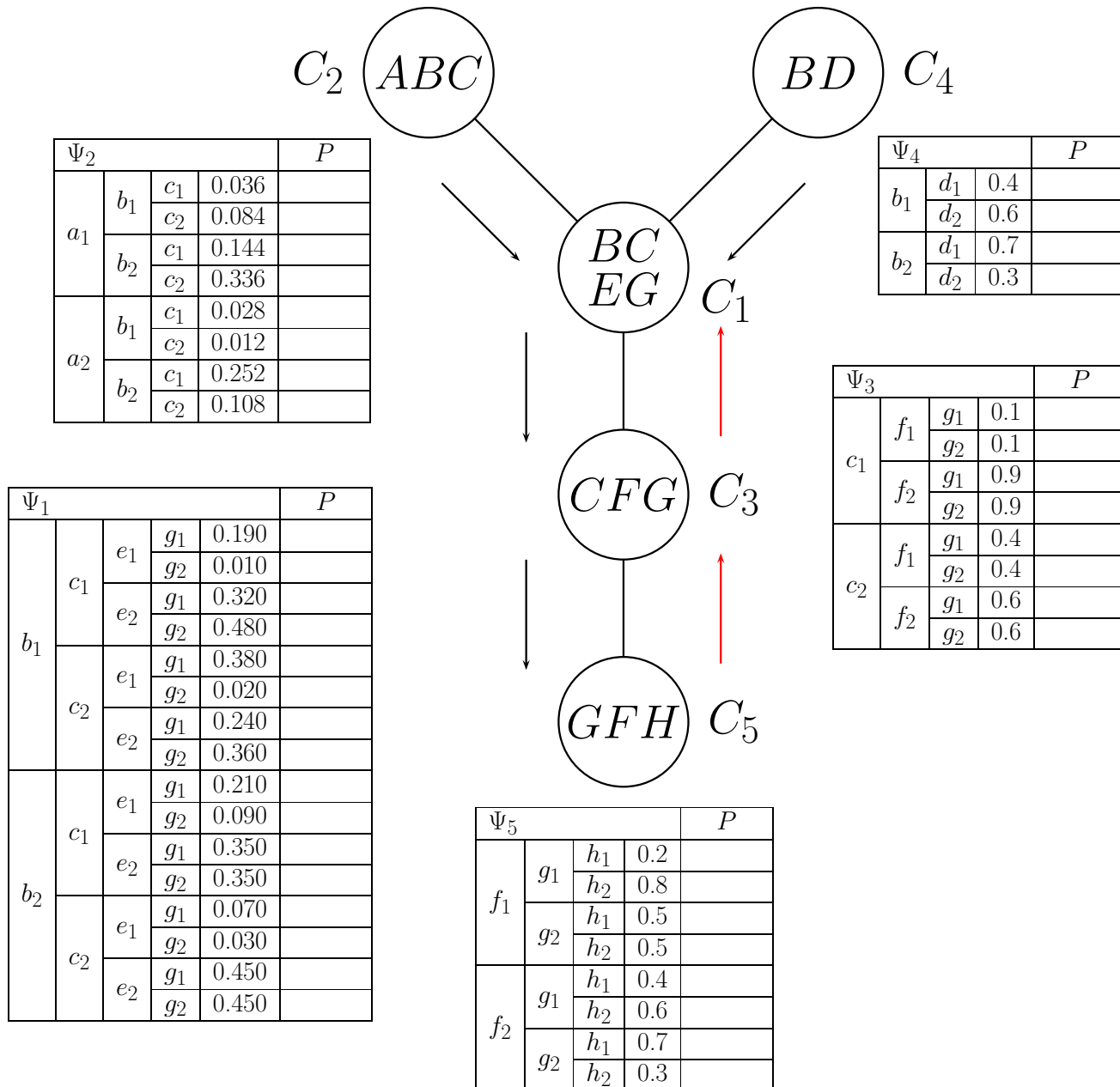
$$M_{13} = (c_{1,g_1} \ c_{1,g_2} \ c_{2,g_1} \ c_{2,g_2})$$

$$= (0.254, 0.206, 0.290, 0.250)$$

$$M_{35} = (f_{1,g_1} \ f_{1,g_2} \ f_{2,g_1} \ f_{2,g_2})$$

$$= (0.14, 0.12, 0.40, 0.33)$$

Example: Step 3: Initialization (Sending Messages)



$$M_{21} = (b_{1,c_1} \ b_{1,c_2} \ b_{2,c_1} \ b_{2,c_2})$$

$$M_{41} = (b_1 \ b_2)$$

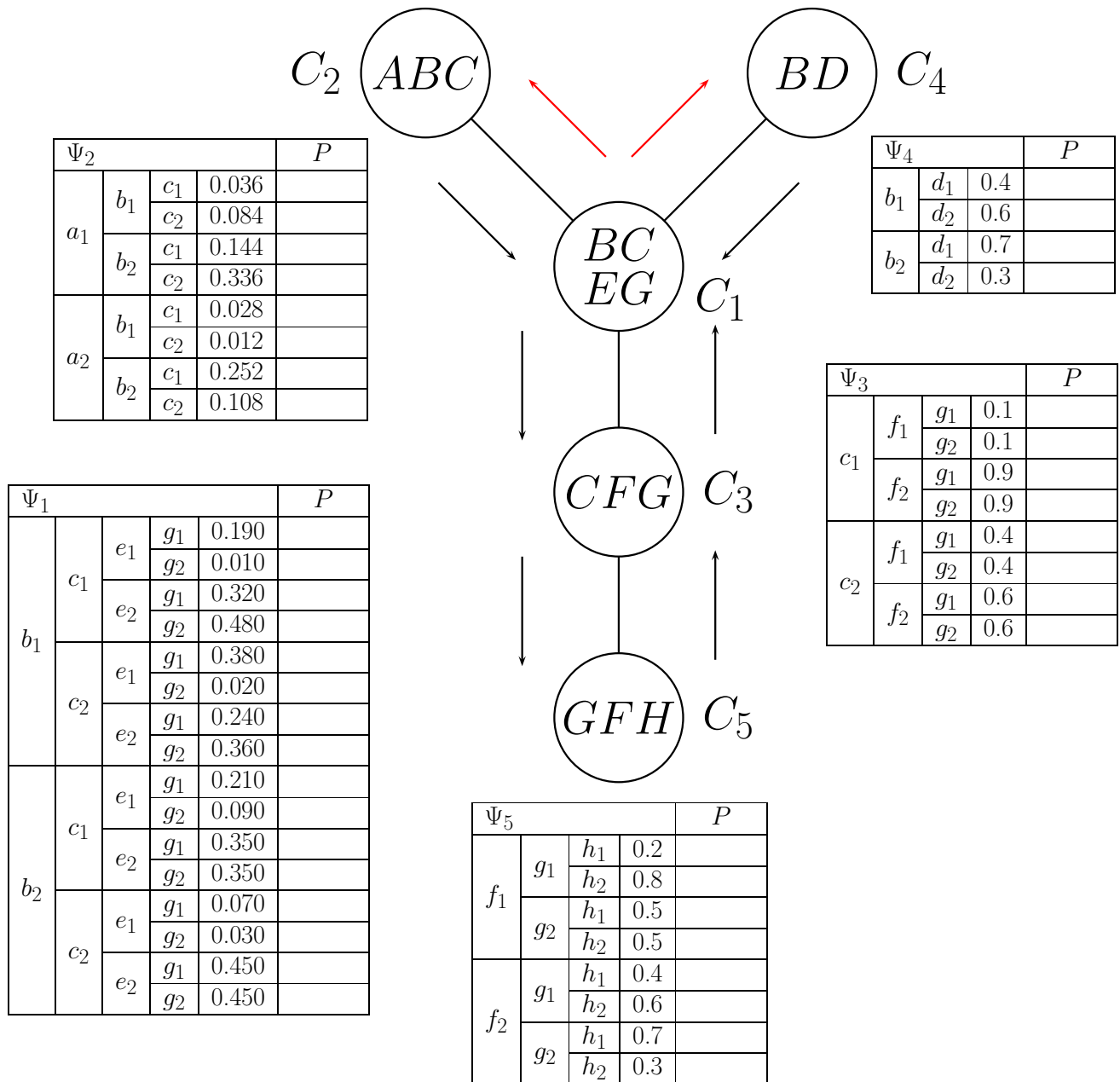
$$M_{13} = (c_{1,g_1} \ c_{1,g_2} \ c_{2,g_1} \ c_{2,g_2})$$

$$M_{35} = (f_{1,g_1} \ f_{1,g_2} \ f_{2,g_1} \ f_{2,g_2})$$

$$M_{53} = (1, 1, 1, 1)$$

$$M_{31} = (c_{1,g_1} \ c_{1,g_2} \ c_{2,g_1} \ c_{2,g_2})$$

Example: Step 3: Initialization (Sending Messages)



$$M_{21} = (b_{1,c_1} \ b_{1,c_2} \ b_{2,c_1} \ b_{2,c_2})$$

$$= (0.06, 0.10, 0.40, 0.44)$$

$$M_{41} = (b_1 \ b_2)$$

$$= (1, 1)$$

$$M_{13} = (c_{1,g_1} \ c_{1,g_2} \ c_{2,g_1} \ c_{2,g_2})$$

$$= (0.254, 0.206, 0.290, 0.250)$$

$$M_{35} = (f_{1,g_1} \ f_{1,g_2} \ f_{2,g_1} \ f_{2,g_2})$$

$$= (0.14, 0.12, 0.40, 0.33)$$

$$M_{53} = (f_{1,g_1} \ f_{1,g_2} \ f_{2,g_1} \ f_{2,g_2})$$

$$= (1, 1, 1, 1)$$

$$M_{31} = (c_{1,g_1} \ c_{1,g_2} \ c_{2,g_1} \ c_{2,g_2})$$

$$= (1, 1, 1, 1)$$

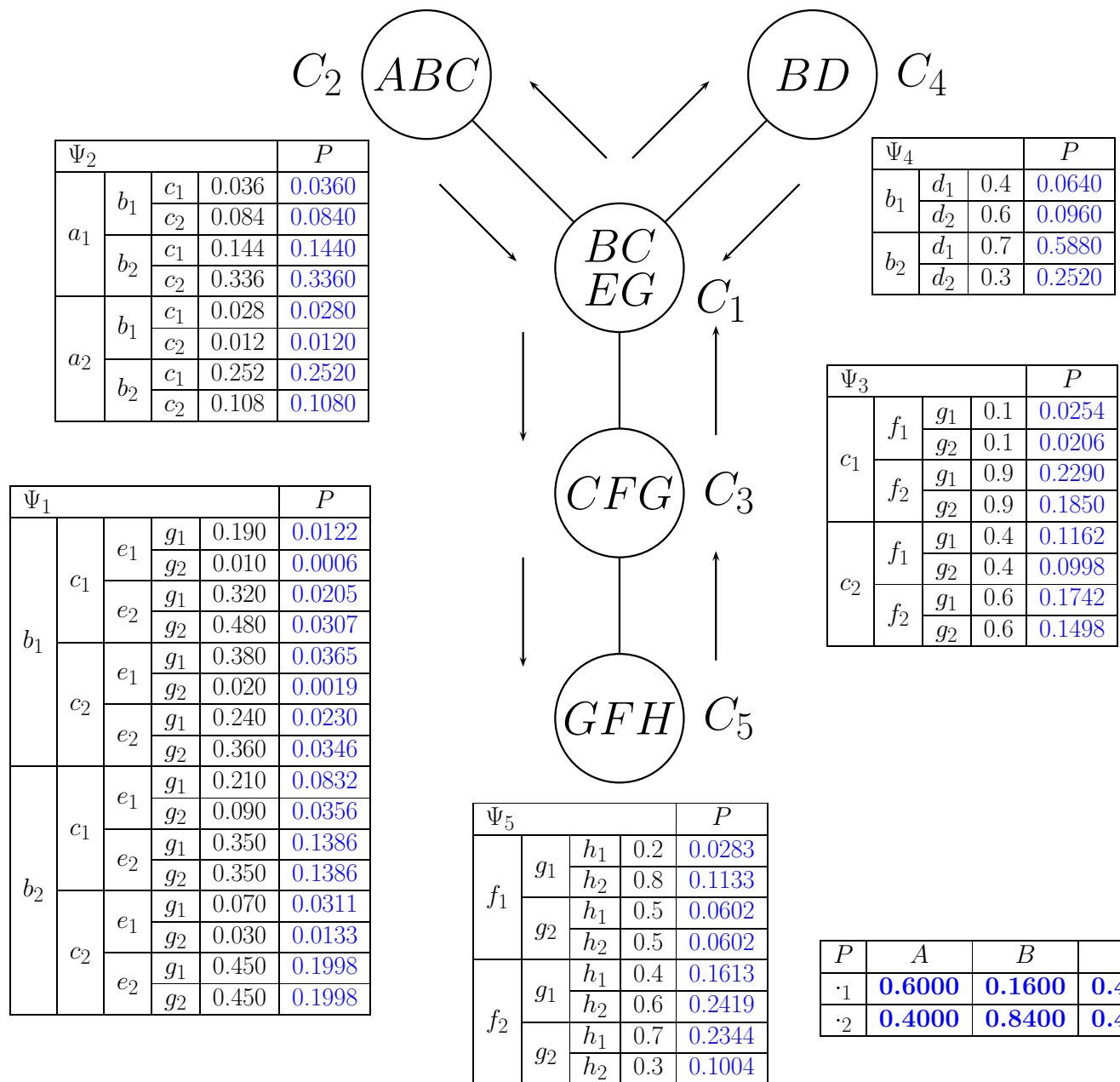
$$M_{12} = (b_{1,c_1} \ b_{1,c_2} \ b_{2,c_1} \ b_{2,c_2})$$

$$= (1, 1, 1, 1)$$

$$M_{14} = (b_1 \ b_2)$$

$$= (0.16, 0.84)$$

Example: Step 3: Initialization Complete



$$M_{21} = \begin{pmatrix} b_{1,c_1} & b_{1,c_2} & b_{2,c_1} & b_{2,c_2} \\ 0.06, & 0.10, & 0.40, & 0.44 \end{pmatrix}$$

$$M_{41} = \begin{pmatrix} b_1 & b_2 \\ 1, & 1 \end{pmatrix}$$

$$M_{13} = \begin{pmatrix} c_{1,g_1} & c_{1,g_2} & c_{2,g_1} & c_{2,g_2} \\ 0.254, & 0.206, & 0.290, & 0.250 \end{pmatrix}$$

$$M_{35} = \begin{pmatrix} f_{1,g_1} & f_{1,g_2} & f_{2,g_1} & f_{2,g_2} \\ 0.14, & 0.12, & 0.40, & 0.33 \end{pmatrix}$$

$$M_{53} = \begin{pmatrix} f_{1,g_1} & f_{1,g_2} & f_{2,g_1} & f_{2,g_2} \\ 1, & 1, & 1, & 1 \end{pmatrix}$$

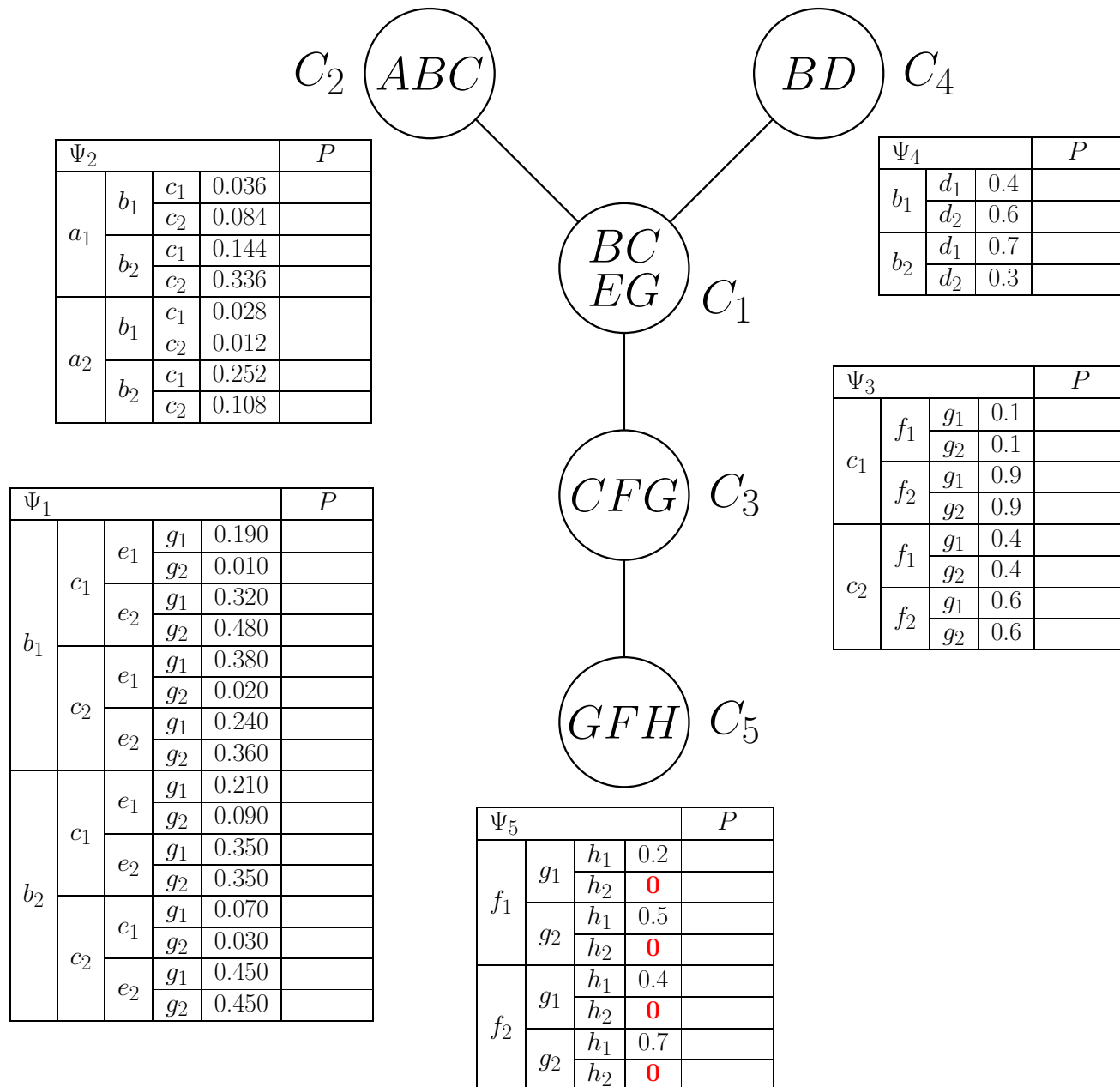
$$M_{31} = \begin{pmatrix} c_{1,g_1} & c_{1,g_2} & c_{2,g_1} & c_{2,g_2} \\ 1, & 1, & 1, & 1 \end{pmatrix}$$

$$M_{12} = \begin{pmatrix} b_{1,c_1} & b_{1,c_2} & b_{2,c_1} & b_{2,c_2} \\ 1, & 1, & 1, & 1 \end{pmatrix}$$

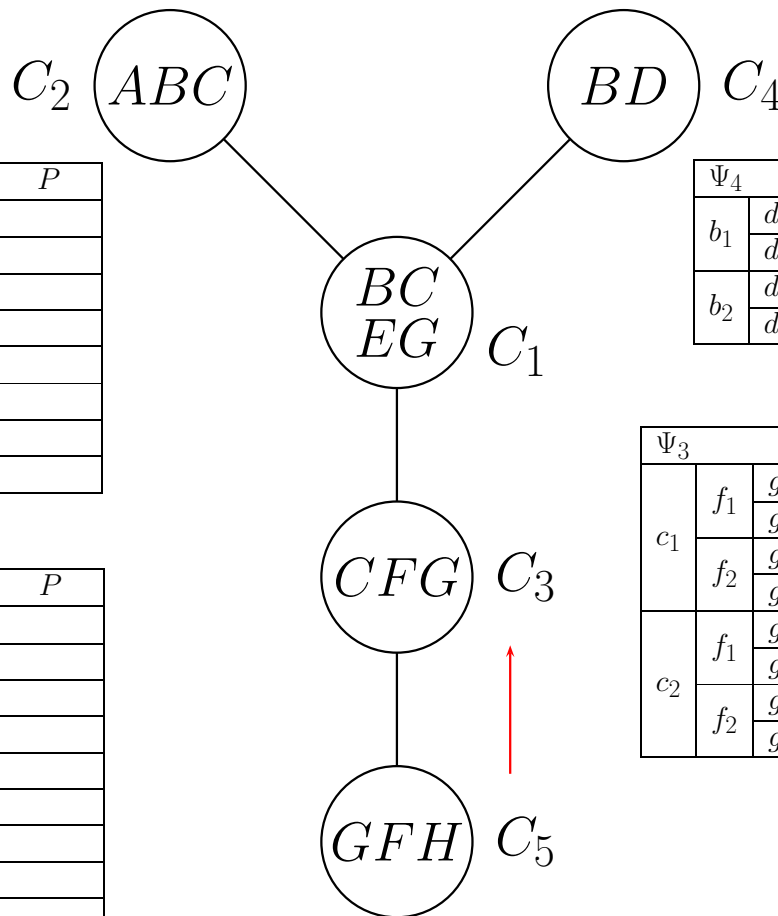
$$M_{14} = \begin{pmatrix} b_1 & b_2 \\ 0.16, & 0.84 \end{pmatrix}$$

P	A	B	C	D	E	F	G	H
\cdot_1	0.6000	0.1600	0.4600	0.6520	0.2144	0.2620	0.5448	0.4842
\cdot_2	0.4000	0.8400	0.4500	0.3480	0.7856	0.7380	0.4552	0.5158

Example: Step 4: Evidence $H = h_1$ (Altering Potentials)



Example: Step 4: Evidence $H = h_1$ (Sending Messages)



$$M_{53} = (f_{1,g1} \ f_{1,g2} \ f_{2,g1} \ f_{2,g2}) = (0.2, 0.5, 0.4, 0.7)$$

Ψ_2				P
a_1	b_1	c_1	0.036	
		c_2	0.084	
	b_2	c_1	0.144	
		c_2	0.336	
a_2	b_1	c_1	0.028	
		c_2	0.012	
	b_2	c_1	0.252	
		c_2	0.108	

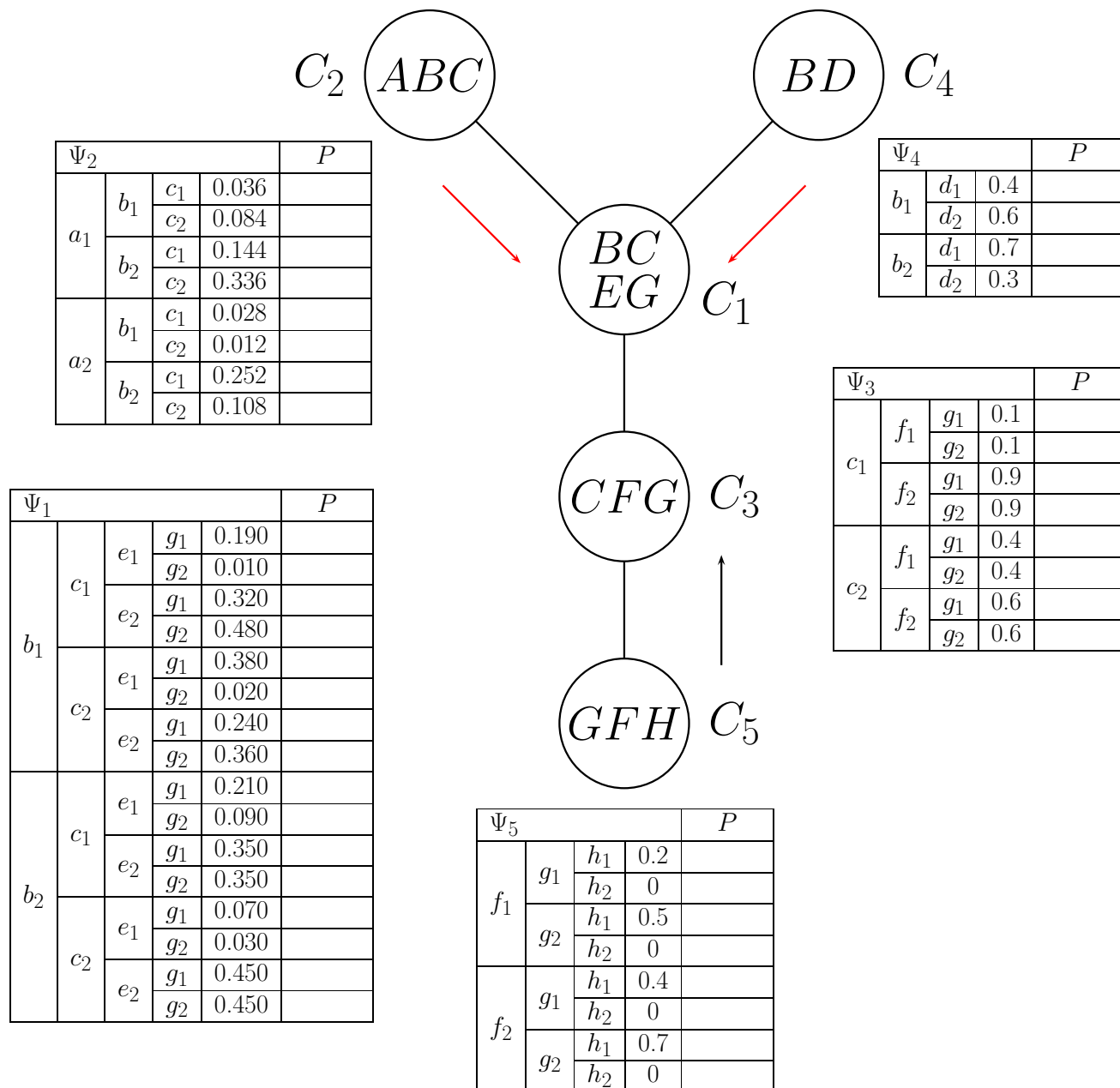
Ψ_4			P
b_1	d_1	0.4	
	d_2	0.6	
b_2	d_1	0.7	
	d_2	0.3	

Ψ_1				P
b_1	c_1	e_1	g_1	0.190
			g_2	0.010
		e_2	g_1	0.320
			g_2	0.480
	c_2	e_1	g_1	0.380
			g_2	0.020
		e_2	g_1	0.240
			g_2	0.360
b_2	c_1	e_1	g_1	0.210
			g_2	0.090
		e_2	g_1	0.350
			g_2	0.350
	c_2	e_1	g_1	0.070
			g_2	0.030
		e_2	g_1	0.450
			g_2	0.450

Ψ_3				P
c_1	f_1	g_1	0.1	
		g_2	0.1	
	f_2	g_1	0.9	
		g_2	0.9	
c_2	f_1	g_1	0.4	
		g_2	0.4	
	f_2	g_1	0.6	
		g_2	0.6	

Ψ_5				P
f_1	g_1	h_1	0.2	
		h_2	0	
	g_2	h_1	0.5	
		h_2	0	
f_2	g_1	h_1	0.4	
		h_2	0	
	g_2	h_1	0.7	
		h_2	0	

Example: Step 4: Evidence $H = h_1$ (Sending Messages)

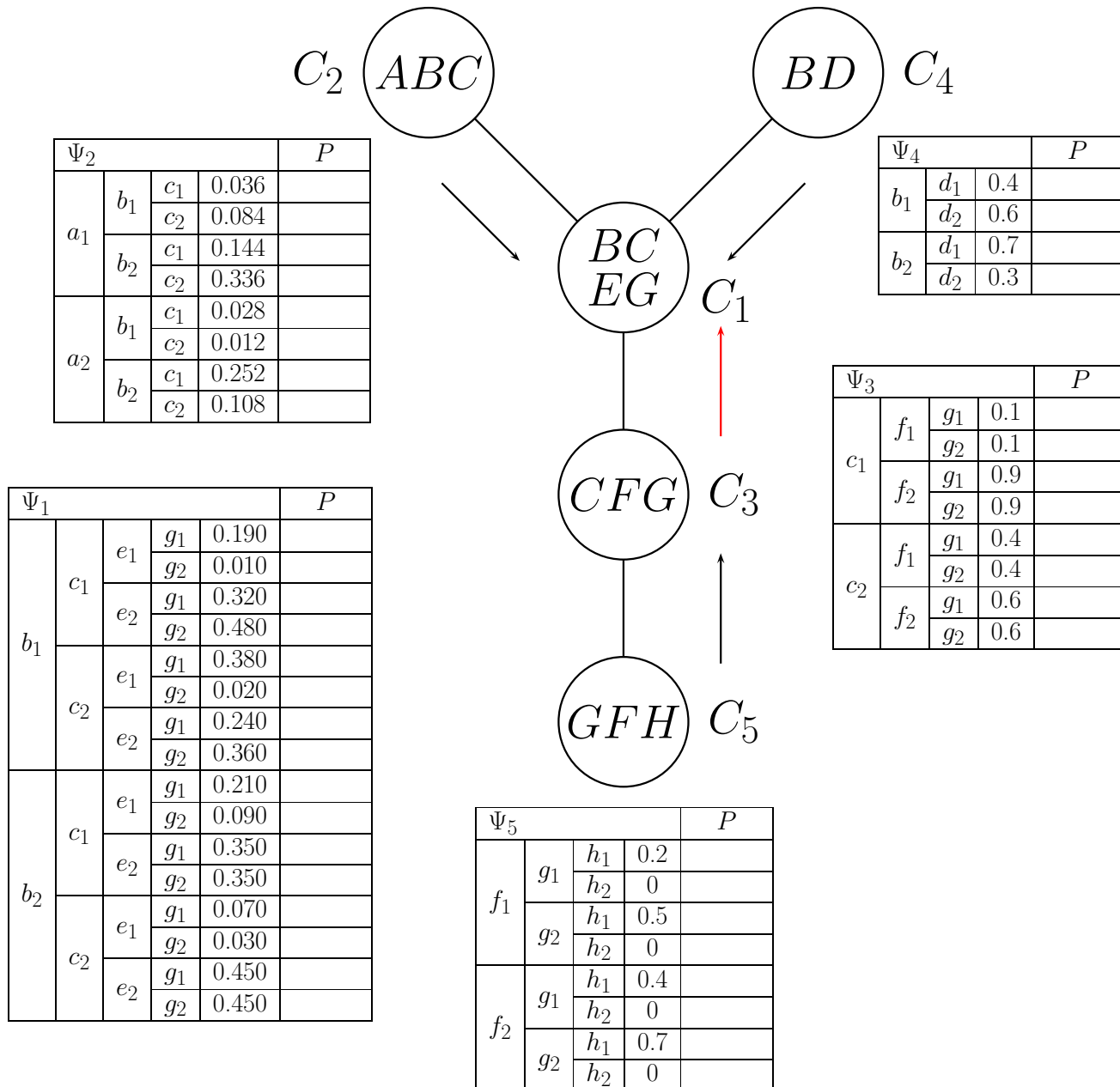


$$M_{53} = \begin{pmatrix} f_{1,g_1} & f_{1,g_2} & f_{2,g_1} & f_{2,g_2} \\ 0.2 & 0.5 & 0.4 & 0.7 \end{pmatrix}$$

$$M_{21} = \begin{pmatrix} b_{1,c_1} & b_{1,c_2} & b_{2,c_1} & b_{2,c_2} \\ 0.06 & 0.10 & 0.40 & 0.44 \end{pmatrix}$$

$$M_{41} = \begin{pmatrix} b_1 & b_2 \\ 1 & 1 \end{pmatrix}$$

Example: Step 4: Evidence $H = h_1$ (Sending Messages)



$$M_{53} = (f_{1,g_1} \ f_{1,g_2} \ f_{2,g_1} \ f_{2,g_2})$$

$$= (0.2, 0.5, 0.4, 0.7)$$

$$M_{21} = (b_{1,c_1} \ b_{1,c_2} \ b_{2,c_1} \ b_{2,c_2})$$

$$= (0.06, 0.10, 0.40, 0.44)$$

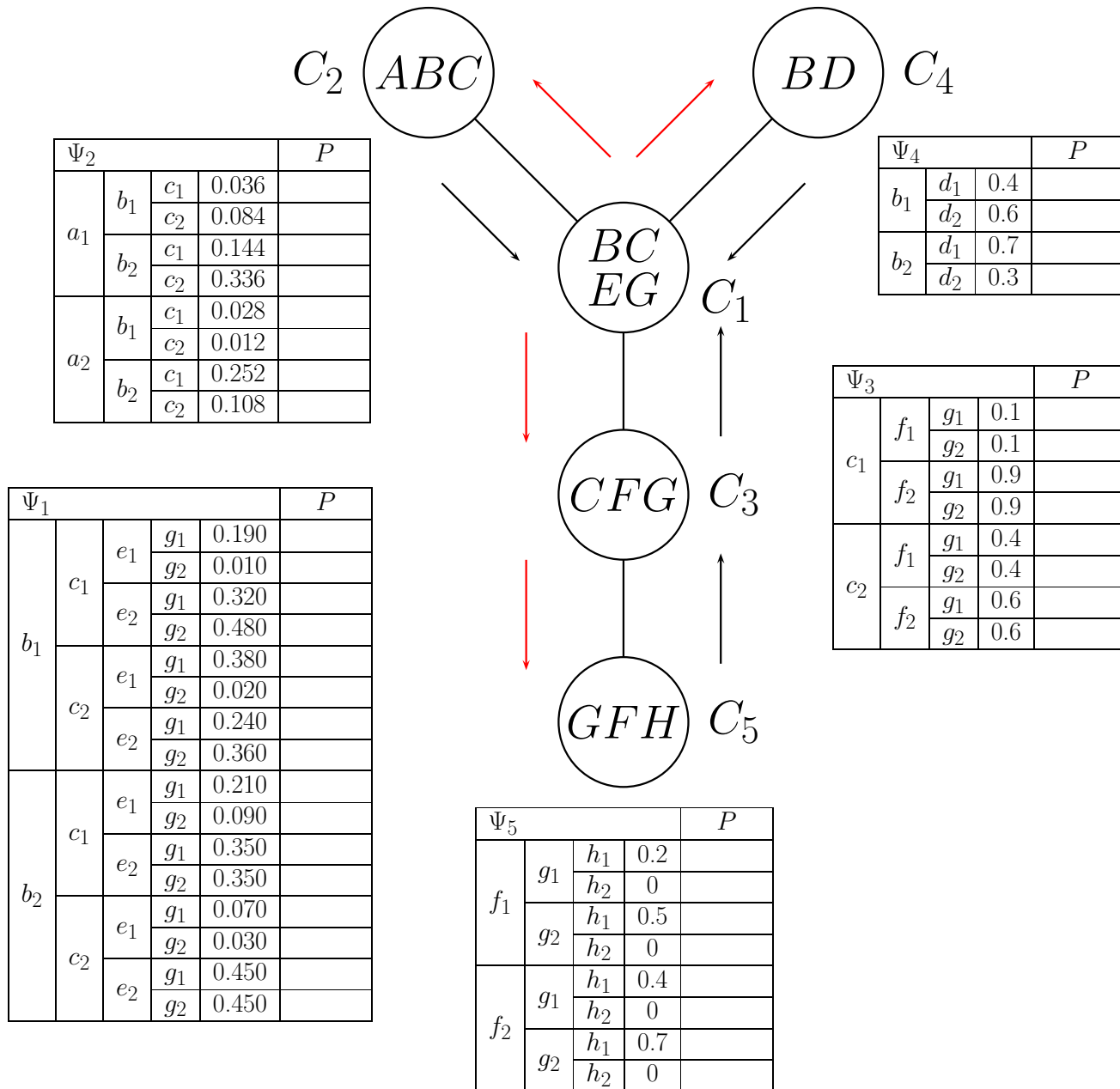
$$M_{41} = (b_1 \ b_2)$$

$$= (1, 1)$$

$$M_{31} = (c_{1,g_1} \ c_{1,g_2} \ c_{2,g_1} \ c_{2,g_2})$$

$$= (0.38, 0.68, 0.32, 0.62)$$

Example: Step 4: Evidence $H = h_1$ (Sending Messages)



$$M_{53} = \begin{pmatrix} f_{1,g_1} & f_{1,g_2} & f_{2,g_1} & f_{2,g_2} \\ 0.2 & 0.5 & 0.4 & 0.7 \end{pmatrix}$$

$$M_{21} = \begin{pmatrix} b_{1,c_1} & b_{1,c_2} & b_{2,c_1} & b_{2,c_2} \\ 0.06 & 0.10 & 0.40 & 0.44 \end{pmatrix}$$

$$M_{41} = \begin{pmatrix} b_1 & b_2 \\ 1 & 1 \end{pmatrix}$$

$$M_{31} = \begin{pmatrix} c_{1,g_1} & c_{1,g_2} & c_{2,g_1} & c_{2,g_2} \\ 0.38 & 0.68 & 0.32 & 0.62 \end{pmatrix}$$

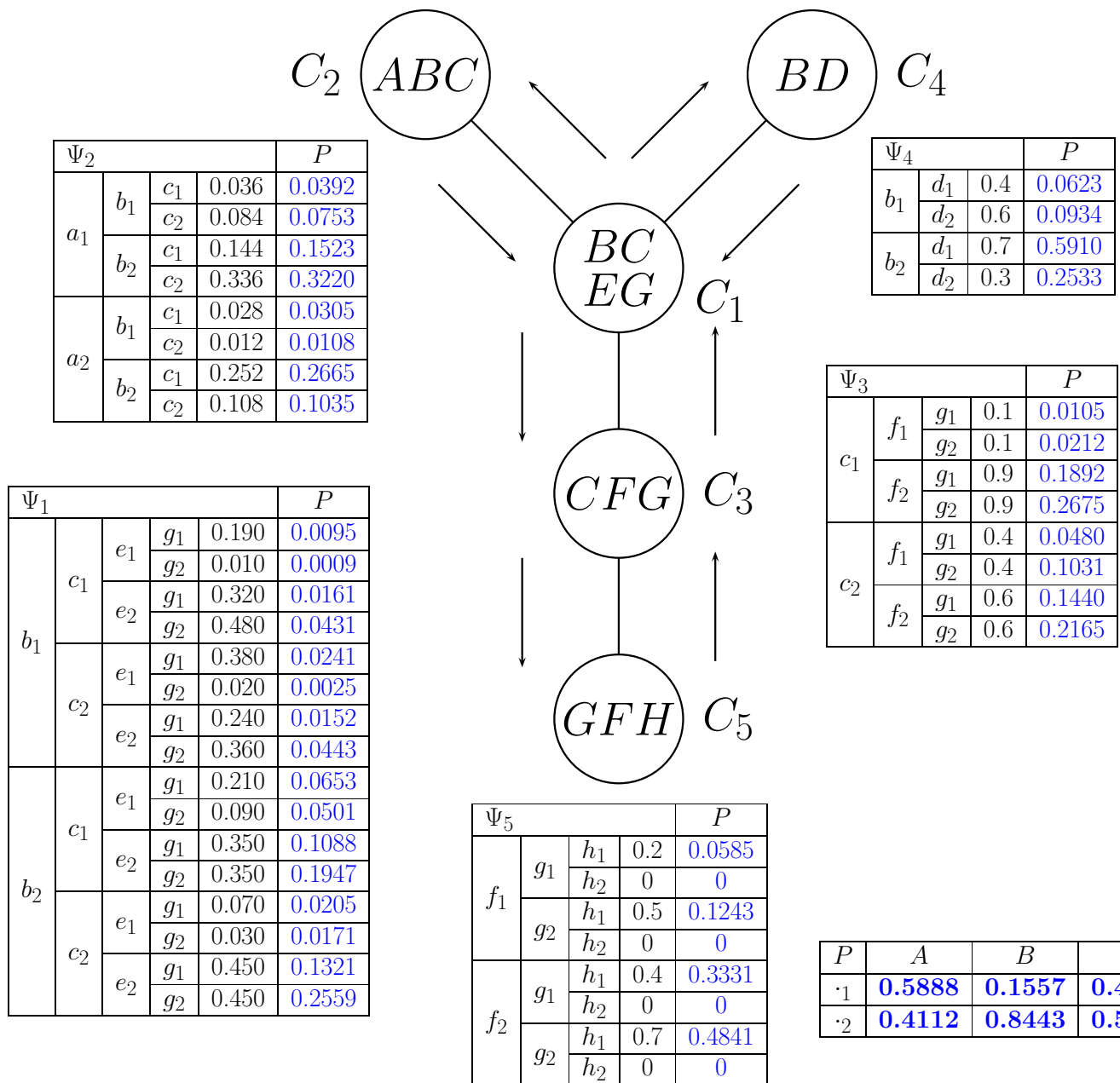
$$M_{12} = \begin{pmatrix} b_{1,c_1} & b_{1,c_2} & b_{2,c_1} & b_{2,c_2} \\ 0.527 & 0.434 & 0.512 & 0.464 \end{pmatrix}$$

$$M_{14} = \begin{pmatrix} b_1 & b_2 \\ 0.075 & 0.409 \end{pmatrix}$$

$$M_{13} = \begin{pmatrix} c_{1,g_1} & c_{1,g_2} & c_{2,g_1} & c_{2,g_2} \\ 0.254 & 0.206 & 0.290 & 0.250 \end{pmatrix}$$

$$M_{35} = \begin{pmatrix} f_{1,g_1} & f_{1,g_2} & f_{2,g_1} & f_{2,g_2} \\ 0.14 & 0.12 & 0.40 & 0.33 \end{pmatrix}$$

Example: Step 4: Evidence $H = h_1$ Incorporated



$$M_{53} = \begin{pmatrix} f_{1,g1} & f_{1,g2} & f_{2,g1} & f_{2,g2} \\ 0.2 & 0.5 & 0.4 & 0.7 \end{pmatrix}$$

$$M_{21} = \begin{pmatrix} b_{1,c1} & b_{1,c2} & b_{2,c1} & b_{2,c2} \\ 0.06 & 0.10 & 0.40 & 0.44 \end{pmatrix}$$

$$M_{41} = \begin{pmatrix} b_1 & b_2 \\ 1 & 1 \end{pmatrix}$$

$$M_{31} = \begin{pmatrix} c_{1,g1} & c_{1,g2} & c_{2,g1} & c_{2,g2} \\ 0.38 & 0.68 & 0.32 & 0.62 \end{pmatrix}$$

$$M_{12} = \begin{pmatrix} b_{1,c1} & b_{1,c2} & b_{2,c1} & b_{2,c2} \\ 0.527 & 0.434 & 0.512 & 0.464 \end{pmatrix}$$

$$M_{14} = \begin{pmatrix} b_1 & b_2 \\ 0.075 & 0.409 \end{pmatrix}$$

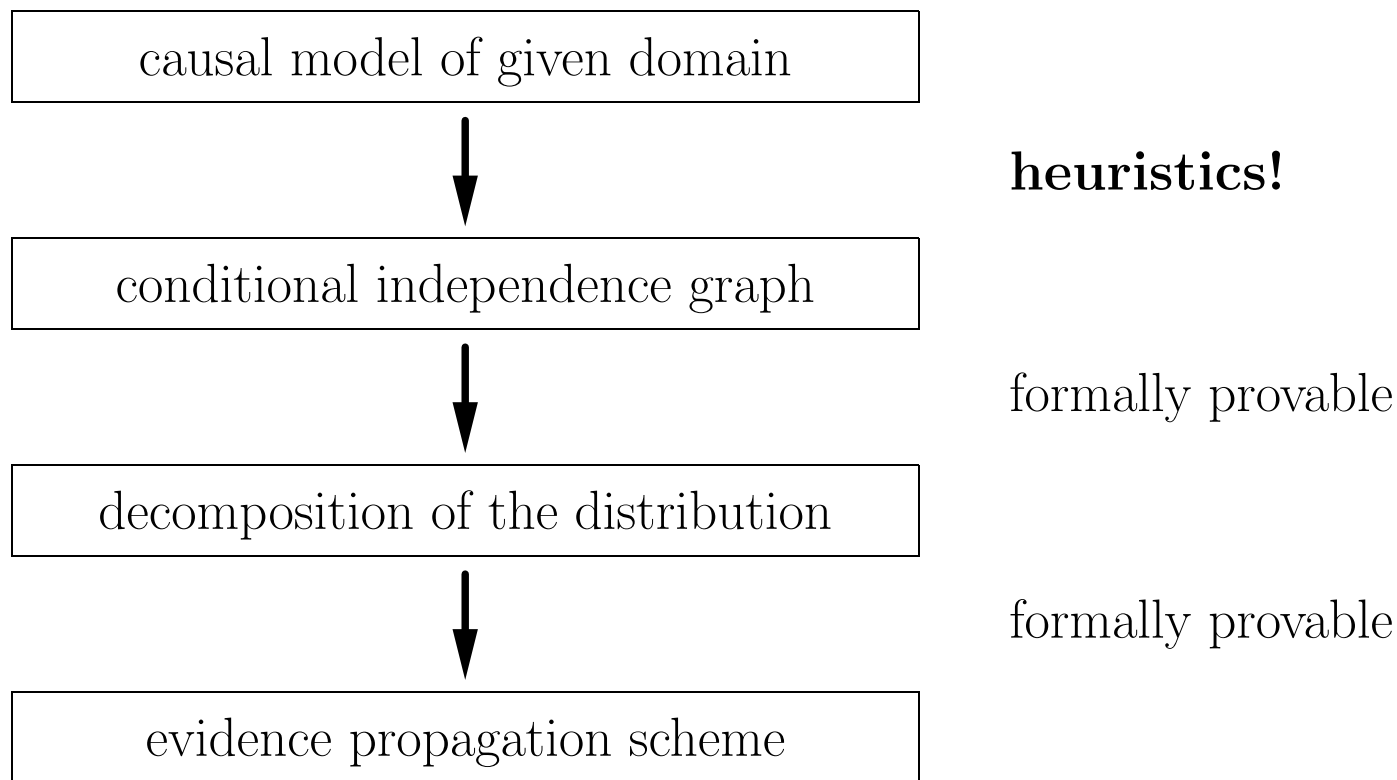
$$M_{13} = \begin{pmatrix} c_{1,g1} & c_{1,g2} & c_{2,g1} & c_{2,g2} \\ 0.254 & 0.206 & 0.290 & 0.250 \end{pmatrix}$$

$$M_{35} = \begin{pmatrix} f_{1,g1} & f_{1,g2} & f_{2,g1} & f_{2,g2} \\ 0.14 & 0.12 & 0.40 & 0.33 \end{pmatrix}$$

P	A	B	C	D	E	F	G	H
\cdot_1	0.5888	0.1557	0.4884	0.6533	0.1899	0.1828	0.3916	1.0000
\cdot_2	0.4112	0.8443	0.5116	0.3467	0.8101	0.8172	0.6084	0.0000

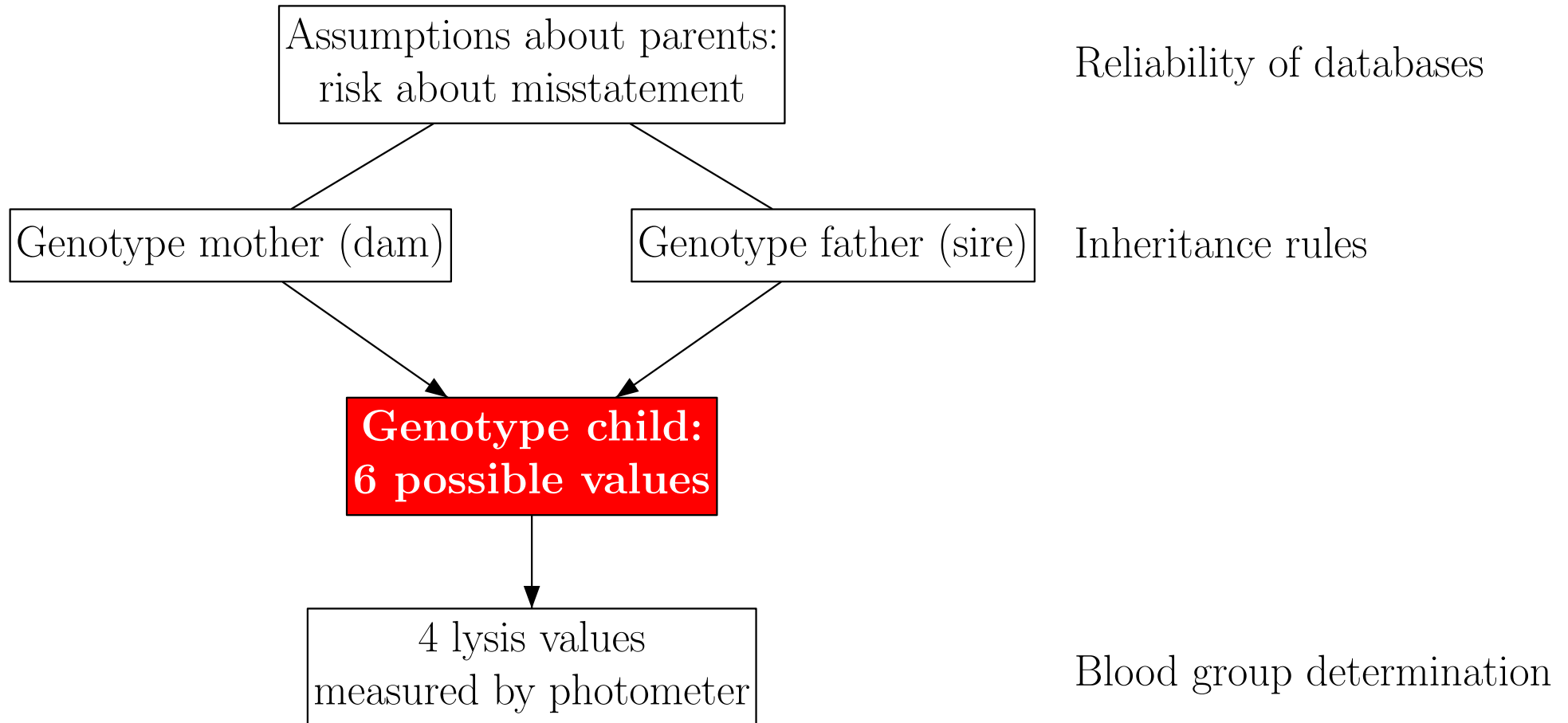
Building Graphical Models: Causal Modeling

Manual creation of a reasoning system based on a graphical model:



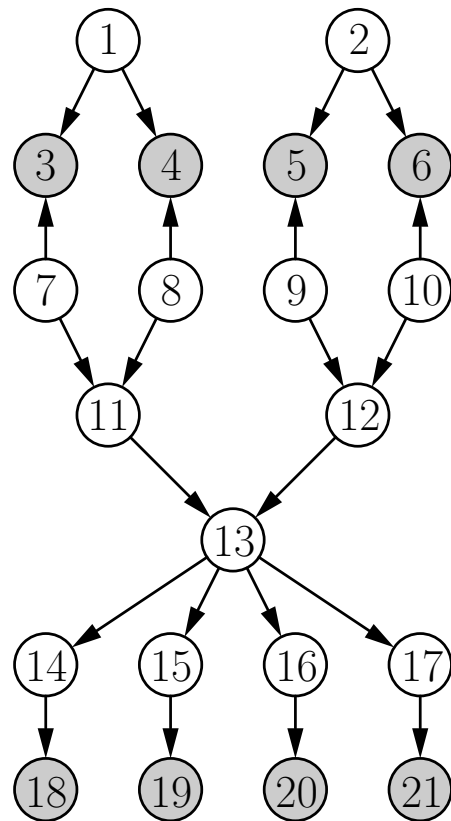
- Problem: strong assumptions about the statistical effects of causal relations.
- Nevertheless this approach often yields usable graphical models.

Example 1: Genotype Determination of Danish Jersey Cattle



Example 1: Genotype Determination of Danish Jersey Cattle

Danish Jersey Cattle Blood Type Determination



21 attributes:

- | | |
|--------------------------|-------------------------|
| 1 – dam correct? | 11 – offspring ph.gr. 1 |
| 2 – sire correct? | 12 – offspring ph.gr. 2 |
| 3 – stated dam ph.gr. 1 | 13 – offspring genotype |
| 4 – stated dam ph.gr. 2 | 14 – factor 40 |
| 5 – stated sire ph.gr. 1 | 15 – factor 41 |
| 6 – stated sire ph.gr. 2 | 16 – factor 42 |
| 7 – true dam ph.gr. 1 | 17 – factor 43 |
| 8 – true dam ph.gr. 2 | 18 – lysis 40 |
| 9 – true sire ph.gr. 1 | 19 – lysis 41 |
| 10 – true sire ph.gr. 2 | 20 – lysis 42 |
| | 21 – lysis 43 |

The grey nodes correspond to observable attributes.

- This graph was specified by human domain experts, based on knowledge about (causal) dependences of the variables.

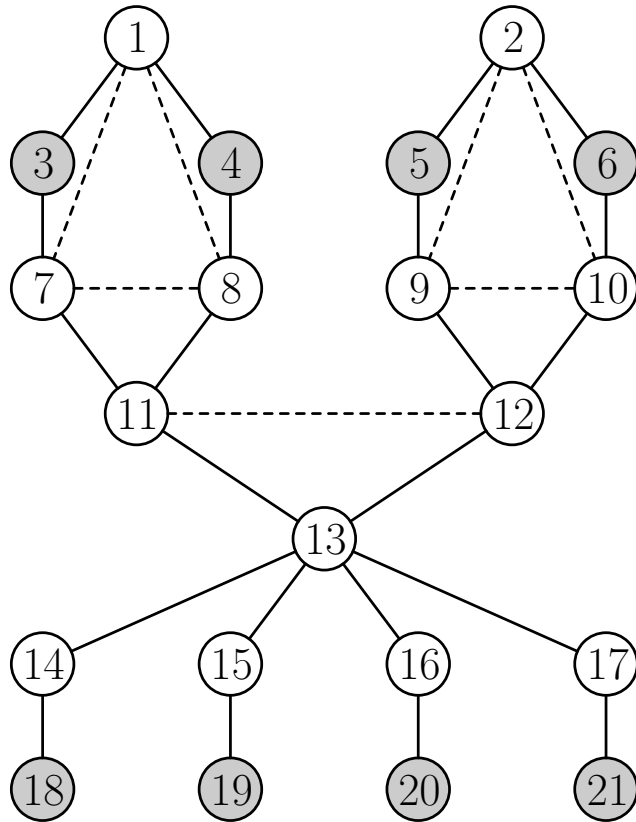
Example 1: Genotype Determination of Danish Jersey Cattle

- Full 21-dimensional domain has $2^6 \cdot 3^{10} \cdot 6 \cdot 8^4 = 92\,876\,046\,336$ possible states.
- Bayesian network requires only 306 conditional probabilities.
- Example of a conditional probability table (attributes 2, 9, and 5):

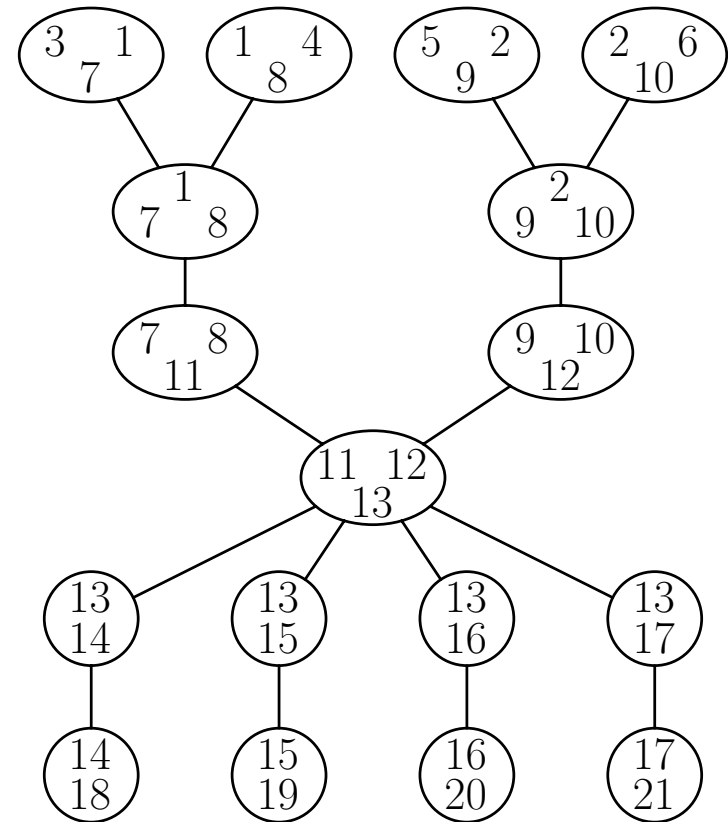
sire correct	true sire phenogroup 1	stated sire phenogroup 1		
		F1	V1	V2
yes	F1	1	0	0
yes	V1	0	1	0
yes	V2	0	0	1
no	F1	0.58	0.10	0.32
no	V1	0.58	0.10	0.32
no	V2	0.58	0.10	0.32

- The probabilities are acquired from human domain experts or estimated from historical data.

Example 1: Genotype Determination of Danish Jersey Cattle



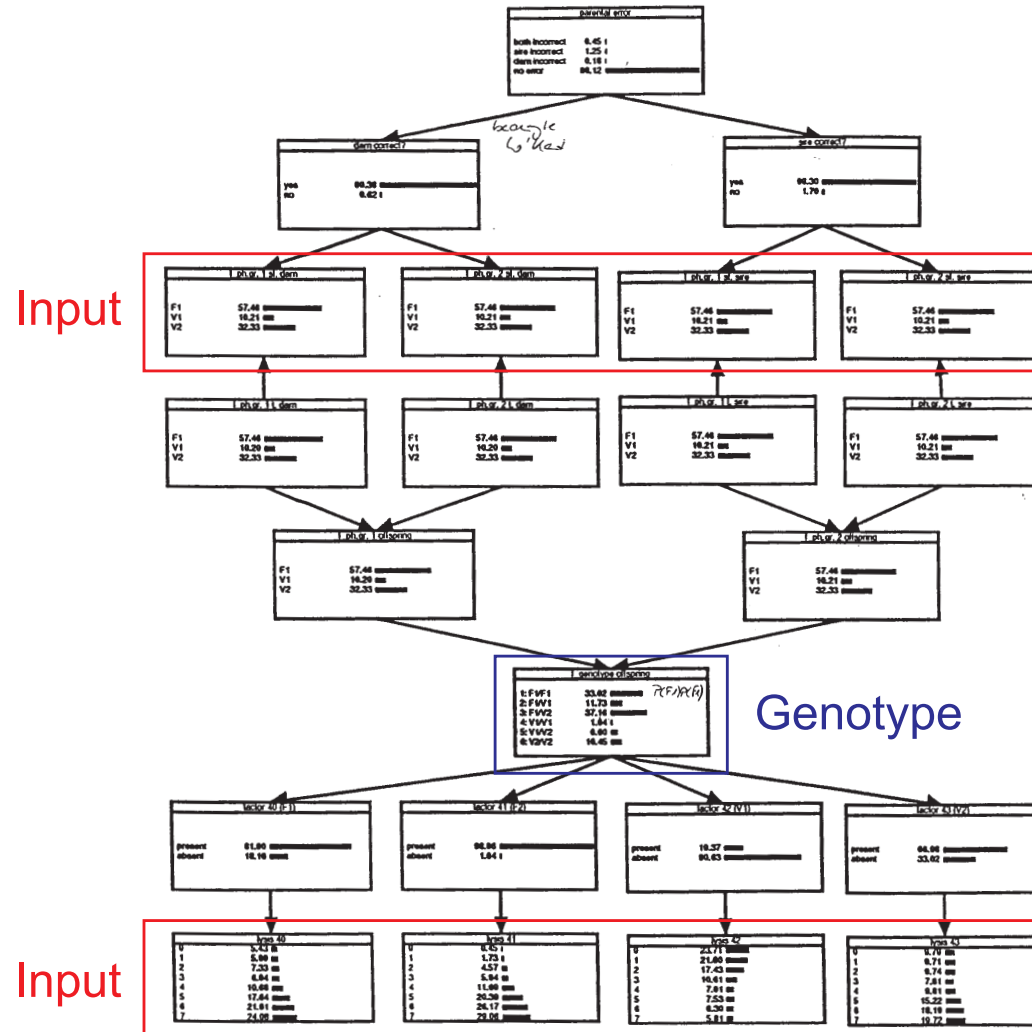
moral graph
(already triangulated)



join tree

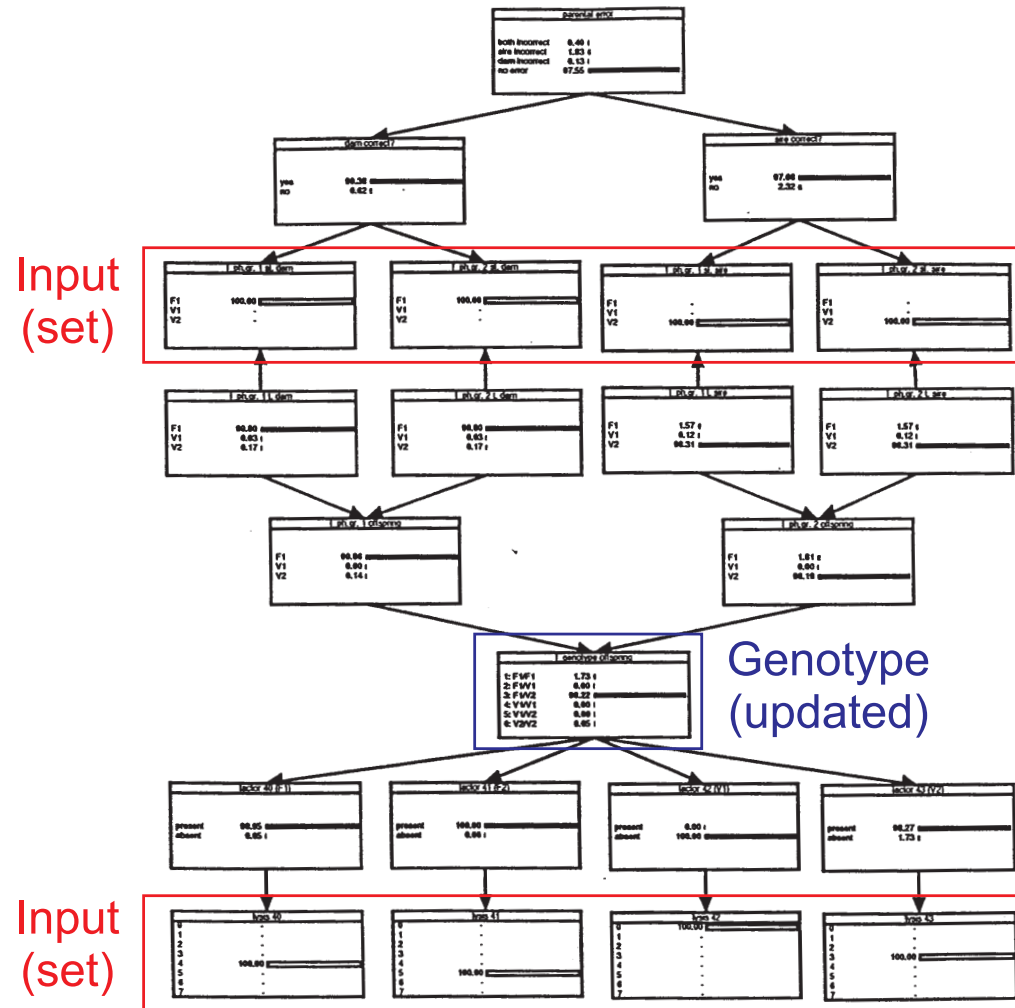
Example 1: Genotype Determination of Danish Jersey Cattle

Marginal distributions before setting evidence:



Example 1: Genotype Determination of Danish Jersey Cattle

Conditional distributions given evidence in the input variables:



Example 2: Item Planning at Volkswagen

Strategy of the VW Group

Marketing strategy	Vehicle specification by clients	Bestsellers defined by manufacturer
Complexity	Huge number of variants	Small number of variants



Vehicle specification

Equipment	fastback	2,8l, 150 kW	Type Alpha	4	leather	...
Group	car body type	engine	radio	doors	seat cover	...

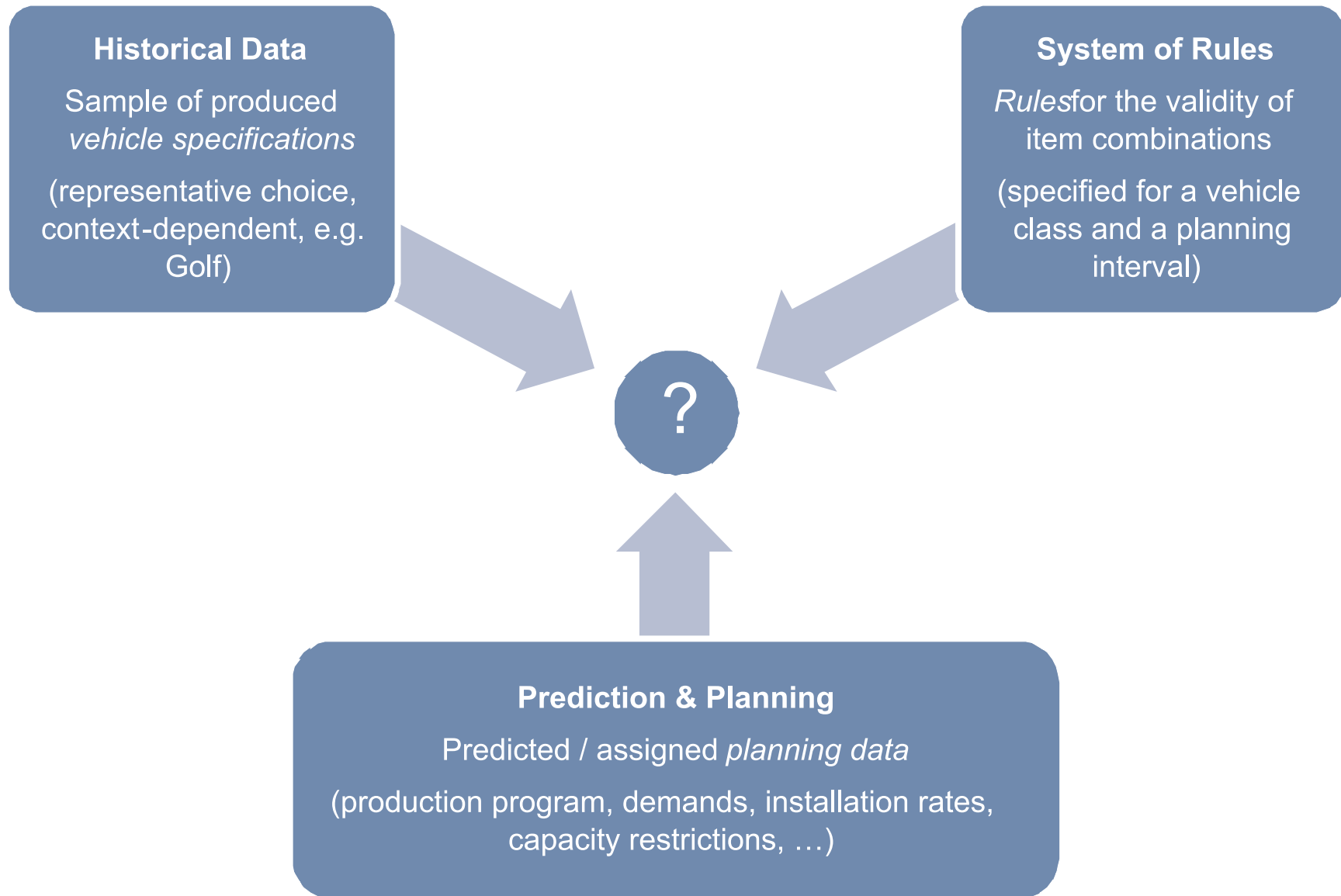
Example 2: Model “Golf”

- Approx. 200 equipment groups
- 2 to 50 items per group
- Therefore more than 2^{200} possible vehicle specifications
- Choice of valid specifications is constrained by a rule system (10000 technical rules, plus marketing and production rules)

Example of technical rules:

- **If** Engine= e_1 **then** Transmission= t_3
- **If** Engine= e_4 and Heating= h_2 **then** Generator $\in \{g_3, g_4, g_5\}$

Problem Representation



Complexity of the Planning Problem

Equipment table

	Engine	Transmission	Heating	Generator	...
1	e_1	t_3	h_1	g_1	...
2	e_2	t_4	h_3	g_5	...

100000	e_7	t_1	h_3	g_2	...

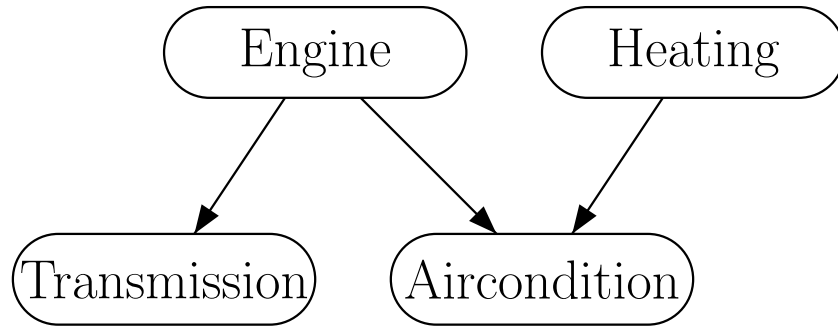
Installation rates

Engine	Transmission	Heating	Generator	...	Rate
e_1	t_1	h_1	g_1	...	0.0000012
...

Result is a 200-dimensional, finite probability space

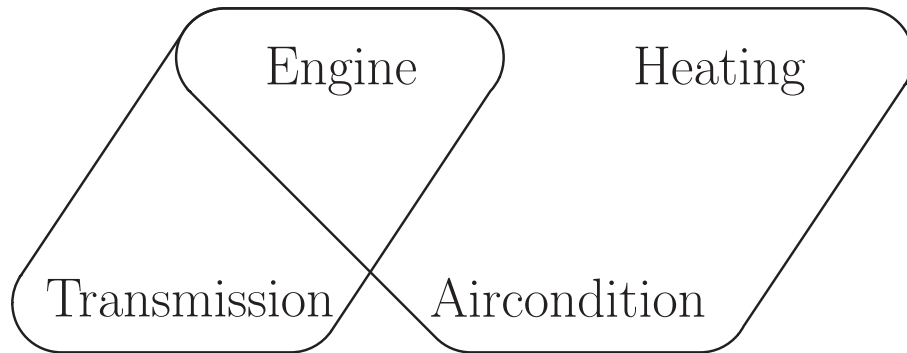
- $P(\text{Engine} = e_1, \text{Transmission} = t_3) = ?$
- $P(\text{Heating} = h_1 \mid \text{Generator} = g_3) = ?$ Problem of complexity!

Solution: Decomposition into Subspaces



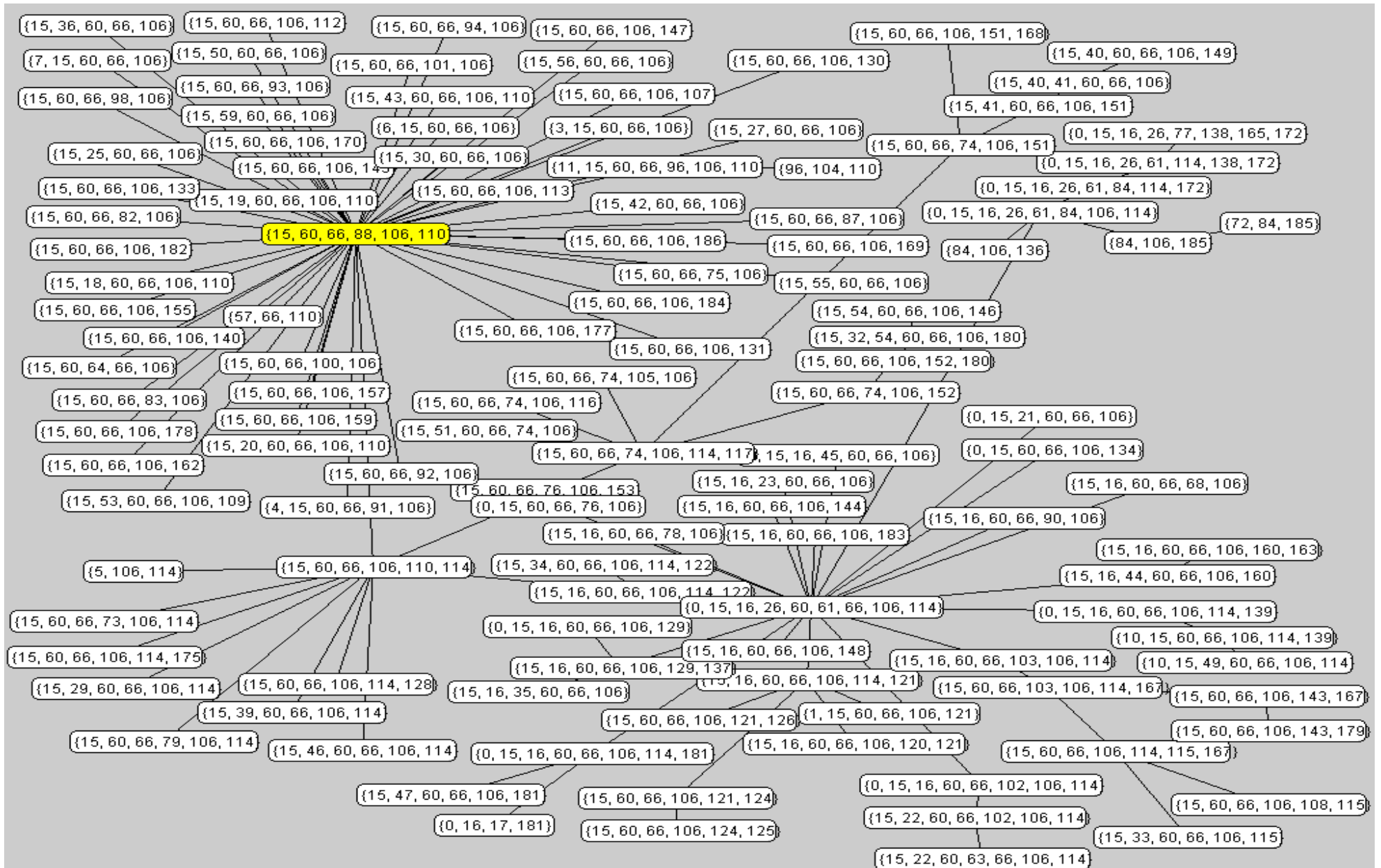
Bayesian Network

$$P(E, H, T, A) = P(A | E, H, T) \cdot P(T | E, H) \cdot P(E | H) \cdot P(H)$$
$$\stackrel{\text{here}}{=} P(A | E, H) \cdot P(T | E) \cdot P(E) \cdot P(H)$$



Hypergraph Decomposition

Clique Tree of the VW Bora



Typical Planning Operation: Focusing

- **Application:**

- **Compute item demand**

- Calculation of installation rates of equipment combinations

- **Simulation**

- Analyze customer requirements (e. g. of persons having ordered a navigation system for a VW Polo)

- **Input:** Equipment combinations

- **Operation:** Compute

- the conditional network distribution and

- the probabilities of the specified equipment combinations.

The screenshot shows a software interface for planning. At the top, there are several input fields with dropdown menus: 'Name' (Planning of Golf - No. 02/07/03 - 17), 'Vehicle class' (Golf), 'Market' (Germany), 'Planning interval' (36/03), 'Revision scheme' (Engines), 'Revision context' (Short back, Comfort), and 'Context scheme' (Body, Equipment). Below these fields, there is a table titled 'Partitioning:' and 'Installation rates (%)'. The table has two columns: 'estimated' and 'assigned'. The rows are: 'Group of 1,8L spark engines', 'Diesel engine X1 (single item)', 'Diesel engine X2 (single item)', and 'Rest'.

Partitioning:	Installation rates (%)	
	estimated	assigned
Group of 1,8L spark engines	5,79	9,00
Diesel engine X1 (single item)	2,13	3,00
Diesel engine X2 (single item)	21,07	18,00
Rest	71,01	70,00

Implementation and Deployment

- Project leader: Jörg Gebhardt
- Client server system
- Server on 6–8 machines
- Quadcore platform
- Terabyte hard drive
- Java, Linux, Oracle
- WebSphere application server
- Software used daily worldwide
- 15 developers
- 4000 Bayesian networks are currently used

